



Landscaping Product Guide 2026

The name behind landscapes built to last



Contents

Introduction

- 4 Marshalls Landscaping
- 6 Our approach to sustainability
- 8 Our landscaping offer
- 10 Surfaces
- 12 Our technologies
- 16 Details
- 17 Elements
- 19 Confidence
- 22 Service charter
- 24 MyAccount
- 26 Key contacts
- 27 Icon guide

Block paving

Concrete

- 32 Carto® **NEW**
- 34 Drivesett Natrale®
- 35 Conservation X®
- 37 Modal X®
- 39 Atlas™ **NEW**
- 40 Lunar® **NEW FINISH**
- 42 Drivesys® Original Cobble
- 44 Tegula®
- 46 Savanna® **NEW COLOUR**
- 48 Keyblok®
- 50 Standard concrete block

Natural stone

- 52 Natural stone setts
- 53 Farnley® setts
- 54 Granite Eclipse® setts
- 56 Bespoke natural stone

Porcelain

- 58 SYMPHONY® Plus Driveway

Flag paving

Concrete

- 62 Carto® **NEW**
- 64 Perfecta®
- 66 Saxon®
- 68 Heritage®
- 69 Firedstone®
- 70 Charnwood®
- 71 Conservation X®
- 73 Modal X®
- 75 Argent®
- 76 Textured Utility
- 77 Richmond®
- 78 Urbex®
- 79 Pendle®
- 80 Standard pimple
- 82 Tactile paving
- 84 Grassguard®

Porcelain

- 85 VedaStone™ **NEW**
- 88 Juno™ **NEW**
- 89 Anesso
- 90 SYMPHONY® Lapis
- 91 Arrento® Core
- 92 Ardara™
- 93 SYMPHONY® Copper

Natural stone

- 96 Sawn Versuro®
- 98 Antique Alverno®
- 99 Alvanley Pavers®
- 100 Towngate®
- 102 Indian sandstone
- 104 Granite Eclipse®
- 106 Sylvern®
- 107 Limestone Aluri®
- 108 Casarta® Slate
- 110 Natural slate
- 111 Bespoke natural stone

Accessories

Kerbs

Concrete

- 115 Saxon®
- 117 Conservation X®
- 120 EDENKERB®
- 122 Tegula®
- 123 Savanna®
- 124 Keykerb®
- 126 Bullnosed
- 127 Half battered
- 129 Splayed
- 130 Radius detailing
- 131 Titan kerb

Channels

- 137 British standard

Edging

Concrete

- 139 Saxon®
- 140 Conservation X®
- 141 Drivesett® Argent
- 142 Drivesys® Roundtop
- 143 British standard

Porcelain

- 144 Vedastone™ Setts **NEW**

Accessories (continued)

Steps

Concrete

- 146 Perfecta®
- 147 Saxon®
- 148 Conservation X®

Porcelain

- 150 VedaStone™ **NEW**

Natural stone

- 151 Sawn Versuro®
- 152 Granite Eclipse®
- 153 Casarta® Slate

Decorative walling

Concrete

- 155 Croft Stone®
- 156 Marshalite®
- 158 Argent®
- 159 Tegula®

Natural stone

- 160 Sawn Versuro®
- 161 Traditional natural stone
- 162 Stoneface® Sawn Veneer
- 163 Stoneface® Drystack Veneer

Coping

Concrete

- 165 Saxon®
- 166 Heritage
- 167 Argent®
- 168 Drivesett®
- 169 Precast

Natural stone

- 170 Sawn Versuro®

Linear drainage

- 172 Drexus Pave Drain
- 173 Driveline Drain®
- 174 Driveline Channel®
- 175 Drexus 100
- 176 Drexus Slot Drain
- 178 Birco

Priora accessories

- 181 Tanking membrane
- 182 MT120 filtration textile

Jointing

- 184 Marshalls Exterior Jointing Grout
- 185 SYMPHONY® Jointing Compound
- 186 Weatherpoint® 365
- 187 Drivesys® Jointing Compound
- 188 Joint filling sand
- 189 Paving Primer
- 190 Sika® Primer-3N
- 190 Sikaflex® EBT+ Adhesive

Active travel

Cycle kerbs

- 193 Dutch entrance kerbs **NEW**
- 194 Cycle segregation kerb **NEW**
- 196 Cycle demarcation kerbs and blocks **NEW**

Cycle stands and shelters

- 199 Cycle stands
- 200 Range cycle stands
- 201 Cycle shelters

Speed restrictors

- 203 Road ramp systems
- 204 Rubber speed bumps and cushions
- 205 Concrete speed cushions
- 206 Refuge islands

Street furniture

Bollards

- 209 Fold down and lift out
- 210 Ferrocast®
- 211 Telescopic
- 212 Rhino®
- 214 Concrete
- 215 Timber and plastic
- 216 Directional bollards and signage
- 217 RhinoGuard® PAS170

Rail systems

- 220 Post and rail
- 222 Balustrade, guard rail and hand rail

Seating and planters

- 224 Distrikt®
- 225 Metrolinia®
- 226 Demetra
- 227 Planters
- 228 Seating

Litter bins

- 230 Litter bins

Tree grilles

- 232 Tree grilles



Marshalls

Landscaping

For generations, we've helped shape outdoor spaces across the UK, supplying trusted hard landscaping products for projects of every scale.

We combine considered design, carefully engineered materials, manufacturing expertise and real on-site experience to help you deliver projects with lasting quality, performance and confidence.

From **paving** surfaces to essential details like **kerbs, drainage, jointing and steps**, and even elements like **active travel, street furniture** and **perimeter protection**, everything we offer is engineered for real-world installation and compatibility across the range.

Helping contractors install correctly first time, reducing callbacks, complaints and rework. For merchants, this translates into smoother supply, fewer returns and greater contractor confidence.



The name behind
landscapes built to last



A partner you can rely on

**We manufacture and import responsibly,
investing in UK facilities, people and
long-term supply capability.**

For you, our merchants and contractors, this means:

- Consistent quality and availability
- Products designed for efficient installation
- Clear technical information traceability, with support when you need it
- A trusted supplier who will support you before, during and after the sale



Designed for today's projects; Built for the Future

Our approach to sustainability is about what we do, not just what we say.

We focus on making products that:

- Reduce carbon where it matters most
- Are responsibly sourced with transparent data
- Stand the test of time in real environments

Our approach, Built for the Future, is built around three priorities:



Environmental: Road to net-zero

We measure the environmental impact of our products using **Type III verified EPDs**, and use that data to drive real improvements in product performance. Lower-carbon concrete technologies, UK-manufactured production and ongoing efficiency improvements mean carbon reductions are engineered into our products and not added later.



Social: Skills and communities

As a UK manufacturer, we invest in skills, apprenticeships and communities to help us build a stronger industry. Through partnerships with training providers and charities, we're committed to supporting the future of our industry.



Governance: Trust and transparency

How products are made and where materials come from matters. We apply robust standards to UK manufacturing and global sourcing, backed by:

- Independent audits
- Clear reporting
- Long-term supplier relationships

For you, this means confidence that sustainability claims stand up to scrutiny without complicating the job on site.



Scan to find out more



For landscapes built to last,
it's got to be Marshalls

Surfaces

Details

Elements

Confidence

Every successful project depends on getting the balance right between design, performance and getting the job done on site. Our approach is built around that same principle, helping you work with clarity and confidence from start to finish.

Rather than supplying products in isolation, we provide a coordinated landscape solution that makes installation easier, reduces risk on-site, and helps deliver consistently high-quality results.

Our offer is built around four clear pillars

Surfaces

A comprehensive paving offer, supporting you to meet customers needs across a variety of project types. All from one national supplier.

Details

Critical finishing products such as kerbs, edgings, jointing, walling and steps, all designed for easy installation, reliable compatibility and lasting performance, reducing rework on site and returns for merchants.

Elements

Street furniture, perimeter protection and active travel systems that guide movement, define boundaries and support safe everyday use. Helping to ensure landscapes function as intended.

Confidence

UK manufacturing standards, reliable availability, market-led innovation along with technical expertise across design and installation, make our ranges high-quality, desirable, and easy to recommend.

Surfaces that set the standard

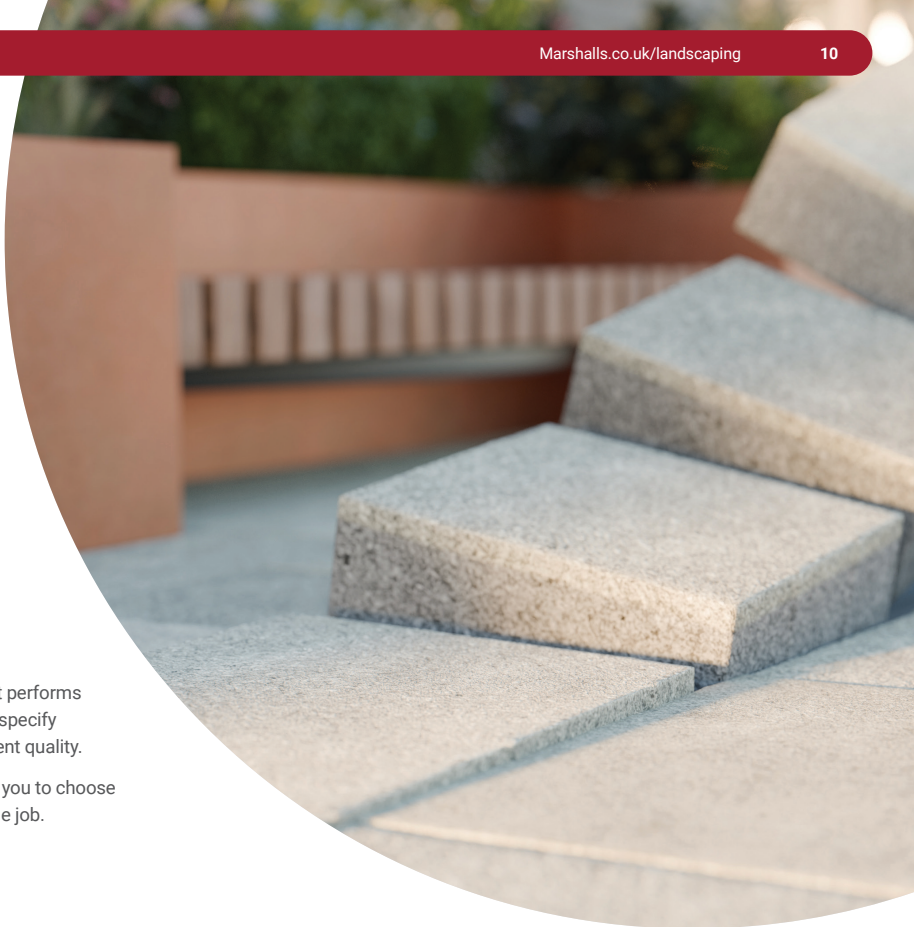
We help you and your customers keep moving with dependable and trusted supply, beautiful products and a complete range for every job. This means projects install smoother, perform better and stand the test of time.

Product selection

The surface sets the tone for every landscape, shaping how it looks, how it performs and how easily it can be delivered. Contractors know, trust and repeatedly specify our paving ranges for their projects because of their reliability and consistent quality.

Our paving ranges are grouped into aesthetic families, making it easier for you to choose or recommend the right look and then select the material that best suits the job.

See page 29 for **block paving** or page 59 for **flag paving**



Our surface aesthetic families

Surfaces
that set the
standard



Sandstone

Warm, natural and tactile.

Well-suited to people-focused spaces, residential schemes and areas where character matters.

Available in:

- Sandstone-inspired concrete
- Authentic natural sandstone material



Granite

Clean, precise and durable.

Ideal for high-traffic commercial and public spaces where strength and definition matter.

Available in:

- Granite-inspired concrete
- Authentic natural granite material



Engineered

Contemporary, consistent and purposeful.

For modern projects where control, clarity and repeatability matter using innovative mixes and surface technologies.

Available in:

- Concrete
- Porcelain

Surface technologies

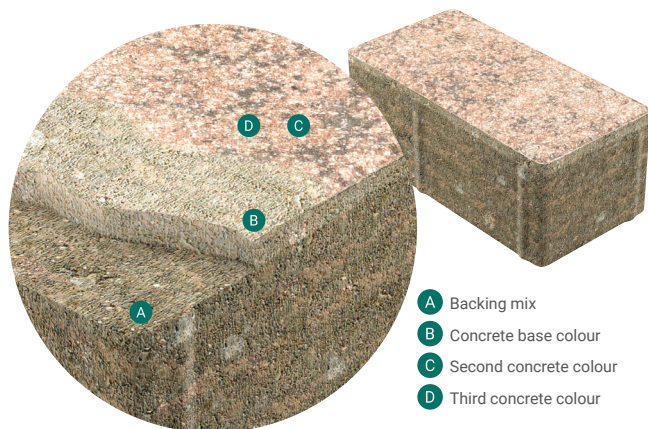
From high-performance mixes to carbon-reducing solutions, our surface technologies enhance durability, aesthetics and sustainability across every landscape project.

SurfaceMix®

Our patented aesthetic technology is designed to deliver concrete paving with depth, character and individuality that can't be replicated. SurfaceMix carefully blends three colourways to create a distinctive rich, multi-dimensional finish alongside long-lasting surface integrity.




SurfaceMix®



- A** Backing mix
- B** Concrete base colour
- C** Second concrete colour
- D** Third concrete colour

Surfaces
that set the
standard



- A** Backing mix
- B** Surface layer

SurfaceLock®


Our advanced surface technology is engineered to lock out the elements, with the added advantage of a reinforced base layer designed for superior strength. Using a precise combination of premium aggregates and a tightly bonded surface layer, SurfaceLock delivers enhanced protection against UV fading, weathering and daily wear.



SurfaceLock®


SurfaceBlend®

Our advanced colour-blending technology is designed to create richer, more natural tonal variation across every paver. By combining multiple shades with precision, SurfaceBlend delivers an aesthetic that closely mirrors high-end natural materials and brings outdoor spaces to life with subtle, authentic character.



- A Backing mix
- B Colour blend layer

Surfaces
that set the
standard



- A Patent-pending technology lowers embodied carbon

CarbonStep®

Our lower-carbon concrete technology is used across all of our block paving products. By reducing carbon within the product mix itself, this patent-pending technology lowers embodied carbon while delivering the same strength, durability and appearance. CarbonStep benefits are shown in our independently verified EPDs.



Priora®

Permeable paving that performs

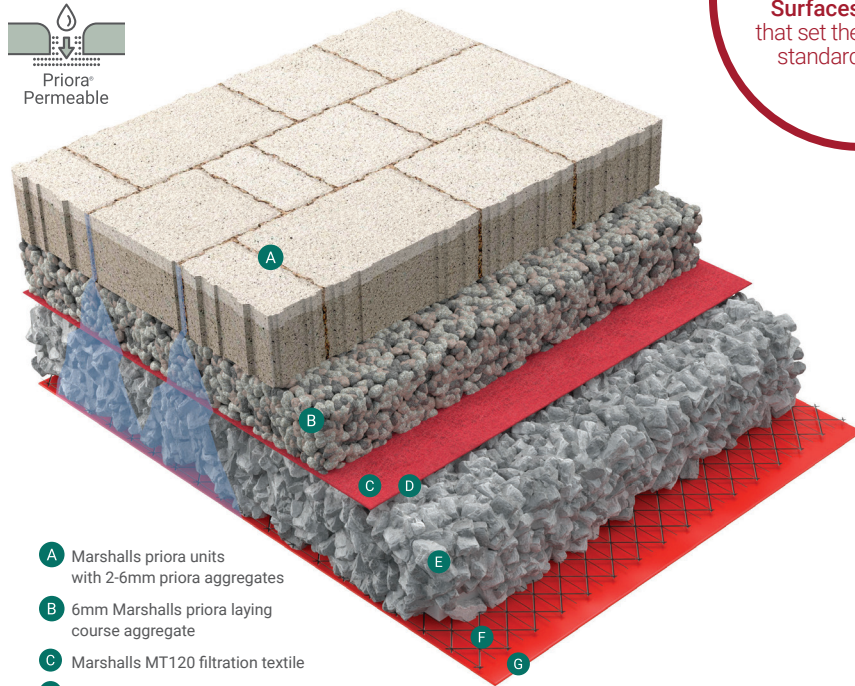
Our priora permeable paving system blends strong visual appeal with reliable SuDS performance. Each layer of the system works together to **manage rainfall naturally**, reducing surface water run-off and supporting long-term ground stability.

The **innovative priora nib** creates precise voids that let water flow straight into the specially prepared sub-base, while also improving interlock for a durable, traffic-ready surface.

Beneath the paving, carefully selected aggregates provide the right void ratio for water infiltration and storage, with optional filtration textiles and structural layers available where needed.

The result

A robust, fully integrated permeable solution that delivers sustainable drainage without compromising strength, style or ease of installation.



Surfaces
that set the
standard

- A** Marshalls priora units with 2-6mm priora aggregates
- B** 6mm Marshalls priora laying course aggregate
- C** Marshalls MT120 filtration textile
- D** DBM layer where specified (not pictured)
- E** 4-20mm clean crushed stone with well defined edges
- F** Marshalls HX165 grid
- G** Marshalls MM380 tanking membrane or Marshalls MT120 filtration textile



Surfaces
that set the
standard

Designing better places with SuDS

Sustainable drainage systems (SuDS) help manage water more naturally in the built environment, and our solutions are designed to support these principles.

Our SuDS ranges **reduce surface water run-off**, ease pressure on traditional drainage networks and improve water quality by filtering pollutants.

The result

- Enhance biodiversity
- Create spaces for wildlife
- Support groundwater recharge for long-term resilience

By building these benefits into our paving and water management solutions, we help create safer, more sustainable and more attractive urban spaces.

Details that bring a landscape together

Kerbs, edgings, drainage, jointing, walling and steps are critical to how landscapes perform. They're essential to achieving a clean, professional finish that performs long-term.

Our complementary products are:

- Designed to work with our surface paving
- Engineered for site efficiency
- Tested for durability and compliance

Using coordinated systems means:

- Fewer callbacks
- Less compromise
- Consistent installation

See page 113 for **accessories**



Elements that shape how urban spaces are used

Successful public realm design balances movement, safety and durability. From street furniture to active travel, our solutions guide movement, define spaces and protect landscapes.

Active travel

These solutions support walking, cycling and safer shared streets, improving safety, accessibility and long-term performance.

Our range include:

- Kerbs and edging
- Paving and tactile solutions
- Cycle lane infrastructure

These solutions are designed to meet LTN 1/20 guidance, enable efficient installation, integrate seamlessly into their surroundings, and provide long-term performance.

See page 191 for **active travel**





Elements
that shape
how urban
spaces are
used

Street furniture and perimeter protection

These products guide movement through a space, prioritising safety and defining how places function.

Our range includes:

- Bollards, barriers and edge protection
- Seating and planters
- Cycle stands and storage
- PAS68 and PAS170 certified hostile vehicle mitigation (HVM) solutions

These are engineered to protect people and assets, support movement, complement the surroundings and withstand heavy use. Our comprehensive offer includes everything from subtle boundary definition to robust protection.

See page 207 for **street furniture**

Confidence built into every landscape

Nationwide manufacturing and consistent quality ensure products arrive on time and perform as expected. Keeping projects on track, minimising disruption, and protecting customer relationships.

From our **network of Marshalls Accredited Installers**, who set the standard in garden and driveway landscaping, to our **MaDE (Marshalls Design & Engineering)** service, which reduces time, cost and carbon on commercial projects. Installers and contractors choose us for one reason, they know they have a partner they can rely on, every time.





Confidence
built into
every
landscape



For over 25 years, our Marshalls Accredited Installer Scheme has backed the contractors who set the standard in landscaping. It's built for contractors who take pride in doing the job right, and want that recognised.

Every member is assessed each year by our in-house Regional Assessor team, helping ensure workmanship stays at a consistently high standard.

The Marshalls Accredited marque shows homeowners that their driveway or garden has been installed correctly, protecting its appearance, performance and long-term durability.

For contractors, it's more than a badge. It's an independent mark of quality, a way to stand out in a competitive market, by a trusted name that helps them win work.



Scan to find
out more

Confidence
built into
every
landscape

MaDE makes choosing Marshalls easy through expert guidance, design assurance and risk reduction.

Our in-house service supports decision making from concept through to installation, supporting you to **save time, cost and carbon** on your project.

Our specialist team of in-house design and engineering experts work alongside you and your project team, reducing technical risk and accelerating delivery.

MaDE offers:

- One integrated service
- One accountable partner
- A smooth route from design intent to build reality



Scan to find
out more



MaDE

Marshalls
Design and
Engineering

Confidence
built into
every
landscape

Our Landscaping Service Charter

This is our commitment to you and sets out what you can expect when working with us.

We commit to:

- Supplying products that meet clearly defined standards
- Providing accurate, up-to-date product information
- Offering practical advice on use and installation
- Being available if you need us
- Reliable and timely deliveries



Confidence
built into
every
landscape

Our service offer includes:

- Product availability and logistics
- Technical and installation support
- Quality assurance
- Ongoing product development
- Order Select service for smaller quantities

It's about making your job easier and helping you deliver work you're proud to put your name to.



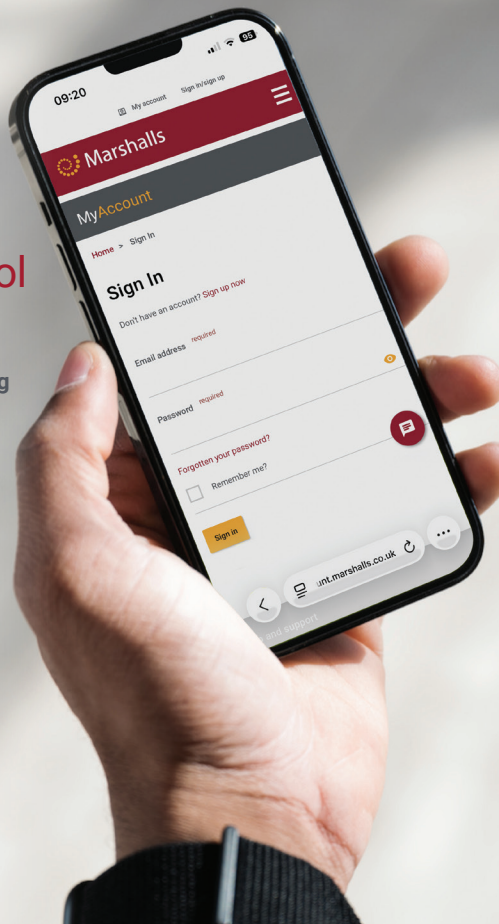
Scan to
find out more



MyAccount

your digital support tool

Designed to make your life easier and your projects simpler, it brings everything you need into one convenient place.



From checking stock to tracking deliveries and viewing order information, MyAccount gives you instant access to the essential information, anytime you need it.

- **Order information**
See your quotes, orders and invoices in one place
- **Product stock and availability**
See current stock availability, so you can plan accordingly
- **Access delivery notes**
Download delivery notes with a single click
- **Track your orders**
Follow your orders on the way to site



Create your account
or scan to find out more

Support that helps you win and deliver work

We support merchants and contractors before, during and after the sale.

We're here to help you:

- Select the right products quickly
- Answer customer questions with confidence
- Solve site challenges before they become problems
- Keep projects moving

Our support includes:

- Product and installation advice
- Clear technical data and guidance
- Sales tools, samples and displays
- Project-specific support when required

Built for trade performance

Whether you're selling at the trade counter or laying on site, our teams are here to support. Our people understand landscaping products and how they're used and are able to give you reliable, practical support.



We're here when you need us

Landscaping and general enquiries

Speak directly to the teams who handle product information, availability, orders and support.

☎ 0333 220 2737

(Opening times Monday-Friday, 08:30-17:00)

Marshalls plc head office

For general corporate enquiries:

☎ 01422 312000

Elland, West Yorkshire HX5 9HT

Orders and customer support

To place orders, track deliveries or resolve issues with an order.

Orders and general support

☎ 0333 305 7901

Returns, refunds and damaged goods

☎ 0333 220 2740

Sample requests

☎ 0333 220 2737

✉ orders@marshalls.co.uk

Complaints or technical enquiries

If something isn't right, we're here to resolve it.

Service or product feedback

✉ orders@marshalls.co.uk

Technical support and product queries

☎ 0333 220 2740

✉ grouptechnicalservices@marshalls.co.uk

Email support

Email us if you need more information or have a non urgent enquiry.

Product advice, general support, orders, returns and cancellations

✉ orders@marshalls.co.uk

Our other businesses

Marshalls Aggregates & Block

☎ 0333 220 2747

Marshalls Bricks & Masonry

☎ 01633 600806

Marshalls Mortars & Screeds

☎ 0345 301 3030

Marshalls Water Management

☎ 0333 220 2735

Marley Roofing

☎ 01283 722588

Viridian Solar

☎ 01480 839865



Icon guide



Look out for these icons throughout the product guide. They highlight key product features and useful information at a glance.


Concrete block paving | Enhanced replica sandstone

Cartlo 32


Cartlo® NEW

Cartlo is a UK-made, sandstone-inspired concrete range that blends natural stone character with advanced performance, lower carbon credentials and versatile formats for contemporary commercial and residential landscapes.








Sand multi



Grey multi



Finish



View online

Installation

- Laid in accordance with BS 7533-102: 2025
- Specific installation guidelines for this product are available to download on our website

Complementary products

- Cartlo 150 x 150 (page 62)
- Saxon kerb (page 115)
- Saxon edging (page 129)
- Saxon steps (page 149)
- Bespoke natural stone (page 56)

Project pack

Plan size (mm)	80 x 160, 160 x 160, 240 x 160	
Depth (mm)	52	
Finish	Sawn	
Edge profile	Lightly distressed	
Colour(s)	All	
No. per pack	320	
m ² per pack	8.96	
Pack weight (kg)	1202	

Single size

Plan size (mm)	COMING SOON							
	300 x 200	300 x 150	300 x 100	200 x 200	200 x 150	200 x 100	150 x 150	150 x 100
Depth (mm)	80	80	60	80	80	80	80	80
Finish	Sawn	Sawn	Sawn	Sawn	Sawn	Sawn	Sawn	Sawn
Edge profile	Lightly distressed	Lightly distressed	Lightly distressed	Lightly distressed	Lightly distressed	Lightly distressed	Lightly distressed	Lightly distressed
Colour(s)	All	All	All	All	All	All	All	All
No. per m ²	17	23	34	25	34	50	45	45
Unit weight (kg)	11.3	8.5	4.2	7.5	5.6	3.8	4.2	4.2
No. per pack	120	144	240	180	240	384	388	388
m ² per pack	7.20	6.48	7.20	7.20	7.20	7.68	6.48	6.48
Pack weight (kg)	1354	1218	1015	1354	1354	1444	1218	1218

Split packs are available through our Order Select service for selected sizes only.

Key information



EPD verified

A verified EPD is available for this product range.



Price

Price indicators show relative value levels across the range.



Independently assessed

The Marshalls independently assessed icon indicates that we use independent audits aligned with responsible sourcing standards for this supplier.



This shows that the product is made in Britain.

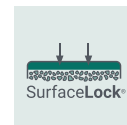
Technologies



An aesthetic technology focused on depth, character and individuality, using three colourways to create a multi-dimensional surface with a unique aesthetic. **See page 12.**



A colour-blending technology that delivers rich, natural tonal variation, by precisely combining multiple shades that mirror the look of high-end natural materials. **See page 13.**



An advanced surface durability technology that locks in colour and delivers enhanced protection against UV fading, weathering and daily wear. **See page 12.**




Available in a permeable paving option, designed for SuDS compliance and effective surface water management. **See page 14.**

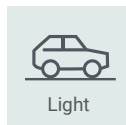


A lower-carbon concrete technology that reduces embodied carbon within the mix by 15-20% while maintaining the strength, durability and appearance you expect. **See page 13.**

Trafficking



Suitable for pedestrian usage.



Suitable for light vehicles, refer to the relevant guidance in BS 7533.



Suitable for commercial vehicles, refer to the relevant guidance in BS 7533.

Please refer to relevant guidance or for further information on loading or suitability, contact our Group Technical Services on 0333 220 2740.

Block paving

30 Concrete

51 Natural stone

57 Porcelain



Surfaces
that set the
standard

Concrete

Block paving

- 32 Carto® **NEW**
- 34 Drivesett Natrale®
- 35 Conservation X®
- 37 Modal X®
- 39 Atlas™ **NEW**
- 40 Lunar® **NEW FINISH**
- 42 Drivesys®
Original Cobble
- 44 Tegula®
- 46 Savanna® **NEW COLOUR**
- 48 Keyblok®
- 50 Standard
concrete block



Surfaces
that set the
standard


Lunar ice and silver dust, smooth



Carto in grey multi

Carto® NEW

Carto is a UK-made, sandstone-inspired concrete range that blends natural stone character with advanced performance, lower carbon credentials and versatile formats for contemporary commercial, residential landscapes and driveways.



View online

Installation

- Laid in accordance with BS 7533-102: 2025
- Specific installation guidelines for this product are available to download on our website

Complementary products

- Carto flag (page 62)
- Saxon kerb (page 115)
- Saxon edging (page 139)
- Saxon steps (page 147)

Single size

Plan size (mm)	300 x 200	300 x 150	300 x 100	200 x 200	200 x 150	200 x 100	150 x 150
Depth (mm)	80	80	60	80	80	80	80
Finish	Sawn	Sawn	Sawn	Sawn	Sawn	Sawn	Sawn
Edge profile	Lightly distressed	Lightly distressed	Lightly distressed	Lightly distressed	Lightly distressed	Lightly distressed	Lightly distressed
Colour(s)	All	All	All	All	All	All	All
No. per m ²	17	23	34	25	34	50	45
Unit weight (kg)	11.3	8.5	4.2	7.5	5.6	3.8	4.2
No. per pack	120	144	240	180	240	384	288
m ² per pack	7.20	6.48	7.20	7.20	7.20	7.68	6.48
Pack weight (kg)	1354	1218	1015	1354	1354	1444	1218

Split packs are available through our Order Select service for selected sizes only (see page 237).

Project pack

Plan size (mm)	80 x 160, 160 x 160, 240 x 160
Depth (mm)	50
Finish	Sawn
Edge profile	Lightly distressed
Colour(s)	All
No. per pack	320
m ² per pack	8.96
Pack weight (kg)	1202

Carto palette mixes

Different mix combinations can create a wide range of colour palettes, suggested options are shown below.



Sahara

75% sand multi, 25% grey multi



Horizon

50% sand multi, 50% grey multi



Mist

25% sand multi, 75% grey multi



Horizon mix with grey multi border

Drivesett Natrale®

Drivesett Natrale is a UK-made concrete range inspired by the textured appearance of split natural stone, combining authentic character, with reduced carbon credentials. Available in a selection of popular single sizes and a contemporary colour palette, it is an ideal choice for modern driveway applications.




Slate

Single size

Size (mm)	240 x 160	160 x 160	160 x 120
Depth (mm)	50	50	50
Finish	Split texture	Split texture	Split texture
Edge profile	Chamfered	Chamfered	Chamfered
No. per m ²	27	40	53
Unit weight (kg)	5.0	3.0	2.5
No. per pack	300	420	540
m ² per pack	11.52	10.75	10.37
Pack weight (kg)	1324	1235	1192

Split packs are available through our Order Select service for selected sizes only (see page 237).



View online

Installation

- Laid in accordance with BS 7533-102: 2025
- Specific installation guidelines for this product are available to download on our website

Complementary products


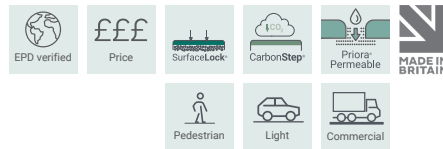
- Tegula kerb (page 122)
- Tegula walling (page 159)



Slate

Conservation X[®]

Conservation X delivers a premium granite-look aesthetic using exposed natural crystalline aggregates. UK-manufactured, it offers contemporary colours, versatile formats and a lower-carbon alternative to imported stone.



Silver grey (SG)

Charcoal (Ch)

Cream (Cr)



View online

Installation

- Laid in accordance with BS 7533-102: 2025
- Specific installation guidelines for this product are available to download on our website

Complementary products

- Conservation X flag (page 71)
- Conservation X kerb (page 117)
- Conservation X edging (page 140)
- Conservation X steps (page 148)
- EDENKERB (page 120)

Single size


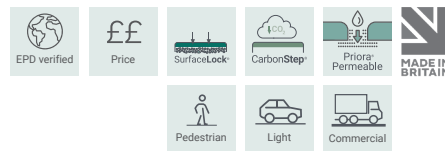
Size (mm)	240 x 160		160 x 160		160 x 120	
Depth (mm)	80	60	80	60	80	60
Finish	Textured riven		Textured riven		Textured riven	
Edge profile	Chamfered		Chamfered		Chamfered	
Colour(s)	Cr, SG, Ch		Cr, SG, Ch		Cr, SG, Ch	
No. per m ²	27		40		53	
Unit weight (kg)	7.1	5.3	4.7	3.5	3.5	2.6
No. per pack	180	240	252	336	432	324
m ² per pack	6.91	9.22	6.45	8.60	6.22	8.29
Pack weight (kg)	1278	1222	1184	1136	1134	1100
Priora permeable	✓	-	✓	-	✓	-



Silver grey, charcoal, textured riven

Modal X[®]

Modal X elevates contemporary landscaping with UK-made, granite-inspired concrete paving. Its extensive colours, finishes and formats deliver flexible, premium design options for contemporary commercial, residential landscapes and driveways.



Finish
Smooth
Textured



View online

Single size

Size (mm)	300 x 150	300 x 100	200 x 200	200 x 100			200 x 50	100 x 100
Depth (mm)	50	80	80	80	60	50*	80	80
Finish	All	All	All	All	Textured	All	All	All
Edge profile	Chamfered	Chamfered	Chamfered	Chamfered			Chamfered	Chamfered
Colour(s)	SGG, CG, OG, LG	All	All	All	SGG, CG, OG, LG	SGG, CG, OG, LG	All	All
No. per m ²	23	34	25	50			100	100
Unit weight (kg)	6.0	6.0	7.0	4.0	3.0	2.6	2.0	2.0
No. per pack	240	252	180	384	480	528	704	756
m ² per pack	10.80	7.56	7.20	7.68	9.60	10.56	7.04	7.56
Pack weight (kg)	1298	1421	1354	1444	1354	1373	1267	1421
Priora permeable	-	-	✓	✓	✓	-	-	-

Split packs are available through our Order Select service for selected sizes only (see page 237).

Single size

Plan size (mm)	600 x 300	600 x 200		300 x 300	300 x 200	
Depth (mm)	80	80	60	80	80	60
Finish	All	All	Textured	All	All	Textured
Edge profile	Chamfered	Chamfered		Chamfered	Chamfered	
Colour(s)	All	All	LG, OG, SGG, CG	All	All	LG, OG, SGG, CG
No. per m ²	6	9		12	17	
Unit weight (kg)	32.0	23.0	18.0	14.0	11.0	9.0
No. per pack	42	48	60	72	120	180
m ² per pack	7.56	5.76	7.20	6.48	7.20	10.80
Pack weight (kg)	1421	1083	1015	1218	1354	1458
Priora permeable	-	✓	-	-	✓	✓

Installation

- Laid in accordance with BS 7533-102: 2025
- Specific installation guidelines for this product are available to download on our website

Complementary products

- Modal X flag (page 73)
- Conservation X kerb (page 117)
- Conservation X edging (page 140)
- Conservation X steps (page 148)
- Argent edging (page 141)
- Argent walling (page 158)

Project pack


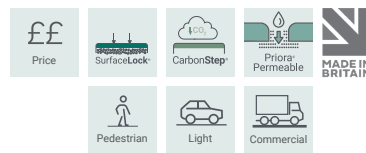
Plan size (mm)	240 x 160, 160 x 160, 80 x 160
Depth (mm)	50
Finish	All
Edge profile	Chamfered
Colour(s)	SGG, CG, OG, LG
No. per pack	320
m ² per pack	8.96
Pack weight (kg)	1202



Charcoal granite, smooth

Atlas™ NEW

Atlas delivers a stone aesthetic inspired by Chinese and Portuguese finishes, while maintaining the strength and reliability needed for long-lasting performance. Featuring a textured surface, a choice of sizes, and two depth options, Atlas offers design versatility for a wide range of commercial and residential projects.



Light grey

Mid grey

Dark grey



View online

Single size

Plan size (mm)	600 x 200	400 x 200	300 x 200		200 x 200		200 x 100	
Depth (mm)	80	80	80	60	80	60	80	60
Finish	Textured	Textured	Textured		Textured		Textured	
Edge profile	Chamfered	Chamfered	Chamfered		Chamfered		Chamfered	
Colour(s)	All	All	All		All		All	
No. per m ²	9	13	17		25		50	
Unit weight (kg)	21.6	14.4	10.8	7.8	7.2	5.6	3.6	2.6
No. per pack	72	108	144	192	216	288	432	576
m ² per pack	8.64	8.64	8.64	11.52	8.64	11.52	8.64	11.52
Pack weight (kg)	1555	1555	1555	1498	1555	1498	1555	1498
Priora permeable	-	-	✓	-	-	-	✓	✓

Installation

- Laid in accordance with BS 7533-102: 2025
- Specific installation guidelines for this product are available to download on our website

Complementary products


- Conservation X kerb (page 117)
- Conservation X edging (page 140)
- Conservation X steps (page 148)



Light grey, mid grey and dark grey

Lunar[®] NEW FINISH

Lunar brings refined, granite-inspired style to modern landscaping. UK-developed and colour-blended through a patented process using SurfaceMix[®] technology, it delivers a smooth, elegant finish change to for contemporary commercial, residential landscapes and driveways.



View online

Installation

- Laid in accordance with BS 7533-102: 2025
- Should be installed to Marshalls guidelines which can be located on our website.

Complementary products

- Conservation X kerb (page 117)
- Conservation X edging (page 140)
- Conservation X steps (page 148)
- Argent edging (page 141)
- Argent walling (page 158)

Single size

Plan size (mm)	600 x 400	600 x 200	400 x 200	300 x 200	200 x 200	200 x 100	
Depth (mm)	80	80	80	50	80	80	
Finish	All	All	All	All	All	Textured	Smooth
Edge profile	Chamfered	Chamfered	Chamfered	Chamfered	Chamfered	Chamfered	Chamfered
Colour(s)	All	All	All	All	All	All	
No. per m ²	5	9	13	17	25	50	
Unit weight (kg)	43.2	21.6	14.4	6.7	7.2	3.6	
No. per pack	36	72	108	192	216	432	396
m ² per pack	8.64	8.64	8.64	11.52	8.64	8.64	7.92
Pack weight (kg)	1555	1555	1555	1286	1555	1555	1425

Split packs are available through our Order Select service for selected sizes only (see page 237).

Project pack

Plan size (mm)	80 x 160, 160 x 160, 240 x 160
Depth (mm)	50
Finish	All
Edge profile	Chamfered
Colour(s)	All
No. per pack	384
m ² per pack	10.75
Pack weight (kg)	1202



Ice and shadow, smooth



Rosa, silver dust and shadow, textured

Drivesys® Original Cobble

Drivesys Original Cobble combines authentic antique cobblestone character with the strength and precision of engineered concrete, offering blendable colours and a premium finish with matching edging. For easy installation, the correct amount of Drivesys Jointing Compound is supplied. An ideal choice for creating either a contemporary or traditional driveway.



Price



Pedestrian



Light



Fawn



Smoke



Slate grey



Anthracite



View online

Installation

- Specific installation guidelines for this product are available to download on our website
- Supplied with the correct amount of Drivesys jointing compound

Complementary products

- Drivesys Jointing Compound (page 187)
- Drivesys Roundtop edging (page 142)
- Granite Eclipse steps (page 152)

Project pack

Plan size (mm)	215 x 130, 185 x 130, 165 x 130, 145 x 130, 130 x 130
Depth (mm)	60
Finish	Smooth
Edge profile	Bumpered
Colour(s)	All
No. per pack	384
m ² per pack	9.14
Pack weight (kg)	1065




Slate grey



Anthracite

Tegula®

Tegula is a versatile, lightly weathered concrete paving range offering timeless, sett-style character with reliable performance. UK-made in multiple sizes and colours, it suits commercial, mixed-use schemes, and driveways.



Traditional (T)

Autumn (A)

Harvest (H)

Burnt ochre (BO)

Pennant grey (PG)

Charcoal (C)



View online

Single size

Size (mm)	320 x 240	240 x 160			160 x 160			160 x 120		
Depth (mm)	80	80	60	50	80	60	50	80	60	50
Finish	Aged	Aged			Aged			Aged		
Edge profile	Distressed	Distressed			Distressed			Distressed		
Colour(s)	BO	T, H, PG, BO	T, H, PG, BO	C, T, PG, H, A	T, H, PG, BO	T, H, PG, BO	C, T, PG, H, A	T, H, PG, BO	T, H, PG, BO	C, T, PG, H, A
No. per m ²	14	27			40			53		
Unit weight (kg)	14.1	7.1	5.3	5.0	4.7	3.5	3.0	3.6	2.7	2.5
No. per pack	81	172	232	284	258	348	426	366	492	606
m ² per pack	6.20	6.60	8.91	10.91	6.60	8.91	10.91	7.03	9.45	11.64
Pack weight (kg)	1142	1246	1272	1263	1277	1272	1263	1278	1272	1348
Priora permeable	-	✓	✓	-	✓	✓	-	✓	✓	-

Split packs are available through our Order Select service for selected sizes only (see page 237).

Project pack

Plan size (mm)	240 x 160, 160 x 160, 160 x 120
Depth (mm)	50
Finish	Aged
Edge profile	Distressed
Colour(s)	T, A, H, PG, C
No. per pack	310
m ² per pack	9.73
Pack weight (kg)	1127

Installation

- Laid in accordance with BS 7533-102: 2025
- Specific installation guidelines for this product are available to download on our website
- If your stock is delivered from St Ives, it will arrive in palletised format, please refer to our website for full details

Complementary products

- Tegula kerb (page 122)
- Tegula walling (page 159)



Savanna®

Savanna delivers a classic, durable driveway finish with high-quality block pavers available in popular colours and sizes, complemented by matching kerbs for a cohesive, great-value installation.



Traditional (T)

Autumn (A)

Silver grey multi
NEW

Pennant grey (PG)

Charcoal (C)



View online

Installation

- Laid in accordance with BS 7533-102: 2025
- Specific installation guidelines for this product are available to download on our website
- If your stock is delivered from Sittingbourne or Newport, it will arrive in a void format. Please refer to our website for full details.

Complementary products

- Savanna kerb (page 123)

Single size

	LINEAR			
Plan size (mm)	240 x 160	160 x 160	160 x 120	200 x 50
Depth (mm)	50	50	50	60
Finish	Standard	Standard	Standard	Standard
Edge profile	Pencil edge	Pencil edge	Pencil edge	Pencil edge
Colour(s)	All	All	All	T, A, PG, C
No. per m ²	27	40	53	100
Unit weight (kg)	5.0	3.0	2.5	1.3
No. per pack	300	420	540	800
m ² per pack	11.52	10.75	10.37	8.00
Pack weight (kg)	1334	1245	1200	1012

Split packs are available through our Order Select service for selected sizes only (see page 237).



Autumn, linear



Silver grey multi

Keyblok®

Keyblok is the UK's best-selling concrete block paving, offering durable, long-lasting performance with multiple edge profiles. UK-made, it delivers reliable strength for everything from residential areas to heavy-duty trafficked schemes.



View online

Installation

- Laid in accordance with BS 7533-102: 2025
- Specific installation guidelines for this product are available to download on our website

Complementary products

- Keykerb (page 124)

Single size

	VINTAGE					
Plan size (mm)	200 x 100		200 x 100		200 x 100	200 x 100
Depth (mm)	80	60	80	60	80	80
Finish	Standard		Standard		Colourtop	Standard
Edge profile	Standard		Pencil edge		Standard	Lightly distressed
Colour(s)	N, Bn, Bu, BO, Br, C		C		CY, CW, CB	VBr, VBO, VBr, VC
No. per m ²	50		50		50	50
Unit weight (kg)	3.0	3.0	3.7	2.8	3.0	3.5
No. per pack	308	404	308	404	200	308
m ² per pack	6.16	8.08	6.16	8.08	6.16	6.16
Pack weight (kg)	1135	1040	1134	1120	1134	1080
Priora permeable	✓	✓	✓	-	✓	-



Brindle



Natural and brindle

Standard concrete block

Standard concrete block paving provides a durable, cost-effective driveway solution, available in six popular colours, offering a practical alternative to resin or asphalt.



Natural



Buff



Bracken



Sunrise



Brindle



Charcoal



View online

Single size

Plan size (mm)	200 x 100
Depth (mm)	50
Finish	Standard
Edge profile	Standard
Colour(s)	All
No. per m ²	50
Unit weight (kg)	2.6
No. per pack	488
m ² per pack	9.76
Pack weight (kg)	1125
Piora permeable	✓

Installation

- Laid in accordance with BS 7533-102: 2025
- Specific installation guidelines for this product are available to download on our website

Complementary products

- Keykerb (page 124)



Brindle

Natural stone

Block paving and setts

- 52 Natural stone setts
- 53 Farnley® setts
- 54 Granite Eclipse® setts
- 56 Bespoke natural stone

Surfaces
that set the
standard



Natural stone setts silver birch, sawn and tumbled

Natural stone setts

Natural stone setts are crafted from carefully selected Indian sandstone. Available in two colour tones, both options are rigorously vetted to ensure that the beautiful natural colour variation remains harmonious and complementary to any driveway project.



View online

Single size

Plan size (mm)	210 x 110	
Depth (mm)	50	
Finish	Sawn & tumbled	Split
Colour(s)	All	All
No. per m ²	48	44
Unit weight (kg)	3.2	2.7
No. per pack	480	400
m ² per pack	10.00	9.24
Pack weight (kg)	1528	1080

Split packs are available through our Order Select service (see page 237).

Installation

- Laid in accordance with BS 7533-102: 2025
- Specific installation guidelines for this product are available to download on our website
- Plan size includes joint width

Complementary products

- Sawn Versuro steps (page 151)
- Sawn Versuro walling (page 160)



Independently assessed



Price



Pedestrian



Light



Farnley® setts

Farnley setts offer versatile natural stone styling suitable for both contemporary and traditional driveways, featuring tumbled blocks in a linear size. Available in colour blends and materials, Indian sandstone (buff multi), Indian basalt (charcoal multi) and limestone (silver blue multi).



Price



Pedestrian



Light



Buff multi



Silver blue multi



Charcoal multi



View online

Single size

Plan size (mm)	200 x 50
Depth (mm)	50
Finish	Tumbled
Colour(s)	All
No. per m ²	100
Unit weight (kg)	1.4
No. per pack	720
m ² per pack	7.20
Pack weight (kg)	993

Split packs are available through our Order Select service (see page 237).

Installation

- Laid in accordance with BS 7533-102: 2025
- Specific installation guidelines for this product are available to download on our website

Complementary products

- Sawn Versuro steps (page 151)
- Sawn Versuro walling (page 160)



Silver blue multi

Granite Eclipse® setts

Granite Eclipse setts offer a refined solution for contemporary driveways. Designed to coordinate seamlessly with Granite Eclipse paving, they feature a lightly flamed surface for durability and slip resistance, and are available in sawn or cropped finishes.




Price



Pedestrian



Light



Light

Dark

Silver grey (cropped)

Single size (cropped)

Plan size (mm)	210 x 110	110 x 110
Depth (mm)	100	100
Finish	Cropped	Cropped
Edge profile	Cropped	Cropped
Colour(s)	Silver grey	Silver grey
No. per m ²	44	83
Unit weight (kg)	5.3	2.7
No. per pack	200	400
m ² per pack	4.62	4.84
Pack weight (kg)	1105	1105

Split packs are available through our Order Select service for selected sizes only (see page 237).

Project pack

Plan size (mm)	355x155, 255x155, 155x155
Depth (mm)	100
Finish	Sawn
Edge profile	Sawn
Colour(s)	Light, dark
No. per pack	180
m ² per pack	8.04
Pack weight (kg)	1059



View online

Installation

- Laid in accordance with BS 7533-102: 2025
- Specific installation guidelines for this product are available to download on our website
- Plan size includes joint width

Complementary products

- Granite Eclipse flag (page 104)
- Granite Eclipse steps (page 152)
- Marshalls Exterior Jointing Grout (page 184)



Light sawn



Dark sawn, with light sawn border

Bespoke natural stone

With over a century of expertise in natural stone, we craft distinctive bespoke solutions for urban, public and commercial environments. Through MaDE (Marshalls' Design & Engineering), our in-house team can support every stage of the process, from simple, functional elements such as block paving and setts to complex, innovative schemes that push design boundaries.

We offer a comprehensive range of premium natural stones, including:

- Sandstone
- Granite
- Porphyry


Speak to your local Marshalls contact for more information



Scan to
find out more



Hawkview natural
sandstone



Proteus natural granite



Tritanial natural granite

Porcelain

Driveways

58 SYMPHONY® Plus Driveway


Surfaces
that set the
standard



SYMPHONY® Plus Driveway, charcoal

SYMPHONY® Plus Driveway

SYMPHONY Plus Driveway combines the style of porcelain with the strength of concrete, offering fast, flexible-bed installation and a contemporary finish, alongside the low-maintenance benefits of porcelain for driveway projects.



Grey

Charcoal

Single size

Plan size (mm)	600 x 600
Depth (mm)	60
Finish	Smooth
Colour(s)	All
No. per m ²	3
Unit weight (kg)	4.8
No. per pack	19
m ² per pack	6.84
Pack weight (kg)	912

Split packs are available through our Order Select service for selected sizes only (see page 237).




View online

Installation

- Laid in accordance with BS 7533-102:2025
- Specific installation guidelines for this product are available to download on our website

Complementary products

- Granite Eclipse setts (page 54)
- VedaStone setts (page 144)



Price



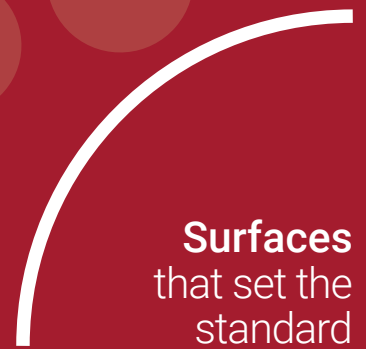
Light



Grey

Flag paving

- 60 Concrete
- 85 Porcelain
- 95 Natural stone



Surfaces
that set the
standard

Concrete

Flag paving

- 62 Carto® **NEW**
- 64 Perfecta®
- 66 Saxon®
- 68 Heritage®
- 69 Firedstone®
- 70 Charnwood®
- 71 Conservation X®
- 73 Modal X®
- 75 Argent®
- 76 Textured Utility
- 77 Richmond®
- 78 Urbex®
- 79 Pendle®
- 80 Standard pimple
- 82 Tactile paving
- 84 Grassguard



Surfaces
that set the
standard


Conservation X silver grey, textured



Saxon buff

Carto[®] NEW

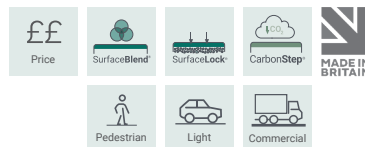
Carto is a UK-made, sandstone-inspired concrete range that blends natural stone character with advanced SurfaceBlend technology, lower carbon credentials and versatile formats for contemporary commercial, residential landscapes and patio projects.



Single size

	COMING SOON		
Plan size (mm)	900 x 600	600 x 600	600 x 300
Depth (mm)	50	50	50
Finish	Sawn	Sawn	Sawn
Edge profile	Lightly distressed	Lightly distressed	Lightly distressed
Colour(s)	All	All	All
No. per m ²	2	3	6
Unit weight (kg)	63.5	42.3	21.2
No. per pack	20	20	60
m ² per pack	10.80	7.20	10.80
Pack weight (kg)	1269	846	1269

Split packs are available through our Order Select service for selected sizes only (see page 237).



View online

Installation

- Laid in accordance with BS 7533-102: 2025
- Specific installation guidelines for this product are available to download on our website

Complementary products

- Carto block (page 32)
- Saxon kerb (page 115)
- Saxon edging (page 139)
- Saxon steps (page 147)

Project pack

	COMING SOON
Plan size (mm)	650 x 500, 500 x 400, 500 x 250
Depth (mm)	40
Finish	Sawn
Edge profile	Lightly distressed
Colour(s)	All
No. per pack	48
m ² per pack	10.24
Pack weight (kg)	978

Carto palette mixes

Different mix combinations can create a wide range of colour palettes, suggested options are shown below.



Sahara

75% sand multi, 25% grey multi



Horizon

50% sand multi, 50% grey multi



Mist

25% sand multi, 75% grey multi



Perfecta®

Perfecta combines the warm character of natural Yorkstone with enhanced concrete performance, offering durable, slip resistant, UK-made flag paving in versatile sizes as a cost-effective alternative to premium stone. Ideal for commercial pedestrianised and lightly trafficked areas.



Natural



Buff



View online

Installation

- Laid in accordance with BS 7533-102: 2025
- Specific installation guidelines for this product are available to download on our website

Complementary products

- Perfecta steps (page 146)



Single size

Plan size (mm)	600 x 600		600 x 450		450 x 450		400 x 400	
Depth (mm)	63	50	63	50	70	50	65	50
Finish	Smooth		Smooth		Smooth		Smooth	
Edge profile	Square		Square, chamfered		Square		Square	
Colour(s)	All		Natural		All		All	
No. per m ²	3		4		5		7	
Unit weight (kg)	53.0	43.0	39.0	30.9	31.0	23.0	24.0	18.0
No. per pack	16	20	16	20	28	40	30	40
m ² per pack	5.80	7.20	4.30	5.40	5.70	8.10	4.80	6.40
Pack weight (kg)	850	860	618	618	930	912	714	736



Natural



Natural

Saxon®

Saxon textured paving combines durable Yorkstone aggregate with a proven slip resistant finish, delivering a robust, attractive surface. Ideal for residential, mixed-use areas with high pedestrian usage and patio projects.



Natural (N)

Buff (B)

Charcoal (C)



View online

Installation

- Laid in accordance with BS 7533-102: 2025
- Specific installation guidelines for this product are available to download on our website

Complementary products

- Saxon kerb (page 115)
- Saxon edging (page 139)
- Saxon steps (page 147)
- Saxon copings (page 165)

Single size

Plan size (mm)	600 x 600		600 x 450	600 x 300	450 x 450			400 x 400		300 x 300
Depth (mm)	50	35	63	35	70	50	35	65	50	35
Finish	Textured		Textured	Textured	Textured			Textured		Textured
Edge profile	Chamfered		Chamfered	Chamfered	Chamfered			Chamfered		Chamfered
Colour(s)	All	B, N	B, N	B, N	B, N	All	B, N	All	B, N	B, N
No. per m ²	3		4	6	6			7		12
Unit weight (kg)	44.0	33.0	40.0	16.0	32.0	23.0	16.3	25.0	18.0	7.2
No. per pack	20	30	16	30	28	40	60	30	40	60
m ² per pack	7.20	10.80	4.30	5.40	5.70	8.10	12.20	4.80	6.40	5.40
Pack weight (kg)	872	962	634	481	888	916	992	741	728	423

Split packs are available through our Order Select service for selected sizes only (see page 237).



Buff

Heritage[®]

Heritage recreates the look of newly quarried riven Yorkstone with durable, UK-manufactured concrete, offering authentic mason-fettled edges and multiple sizes for timeless traditional or contemporary garden designs.



Yorkstone



Calder brown




Old Yorkstone

Single size

Plan size (mm)	600 x 600	600 x 450	600 x 300	450 x 450	300 x 300
Depth (mm)	38	38	38	38	38
Finish	Riven	Riven	Riven	Riven	Riven
Edge profile	Chamfered	Chamfered	Chamfered	Chamfered	Chamfered
Colour(s)	All	All	All	All	Calder brown
No. per m ²	3	4	6	5	12
Unit weight (kg)	35.5	27.0	18.0	20.0	9.0
No. per pack	22	22	44	44	44
m ² per pack	7.90	5.90	7.90	8.90	4.00
Pack weight (kg)	688	501	671	776	329

Split packs are available through our Order Select service for selected sizes only (see page 237).



Price



MADE IN BRITAIN



Pedestrian



View online

Installation

- Laid in accordance with BS 7533-102: 2025
- Specific installation guidelines for this product are available to download on our website

Complementary products

- Heritage coping (page 166)
- Saxon edging (page 139)



Yorkstone

Firedstone®

Firedstone paving offers a handcrafted, natural-stone look with riven, slip resistant finish, combining traditional Yorkstone character with durable concrete performance for stylish, family-friendly garden spaces.



Fired York

Autumn

Dusk


Single size

Plan size (mm)	600 x 600	600 x 300	300 x 300
Depth (mm)	38	38	38
Finish	Riven	Riven	Riven
Edge profile	Chamfered	Chamfered	Chamfered
Colour(s)	All	All	All
No. per m ²	3	6	12
Unit weight (kg)	35.5	18.0	9.0
No. per pack	22	44	44
m ² per pack	7.90	7.90	4.00
Pack weight (kg)	688	688	343

Split packs are available through our Order Select service for selected sizes only (see page 237).

Project pack

Plan size (mm)	600 x 600 600 x 300 300 x 300
Depth (mm)	38
Finish	Riven
Edge profile	Chamfered
Colour(s)	All
No. per pack	22
m ² per pack	5.00
Pack weight (kg)	438



View online

Installation

- Laid in accordance with BS 7533-102: 2025
- Specific installation guidelines for this product are available to download on our website

Complementary products


- Saxon edging (page 139)
- Heritage coping (page 166)



Autumn

Charnwood®

Charnwood textured flags offer a contemporary, cost-effective paving solution, using exposed larger aggregates to create a defined, modern finish ideal for pedestrian-heavy urban environments.



Buff

French grey



View online

Single size

Plan size (mm)	600 x 600	450 x 450	
Depth (mm)	50	70	50
Finish	Textured	Textured	
Edge profile	Chamfered	Chamfered	
Colour(s)	All	All	
No. per m ²	3	5	
Unit weight (kg)	44.0	35.7	23.0
No. per pack	20	28	40
m ² per pack	7.20	5.70	8.10
Pack weight (kg)	880	1000	920

Installation

- Laid in accordance with BS 7533-102: 2025
- Specific installation guidelines for this product are available to download on our website

Complementary products


- Saxon kerb (page 115)
- Saxon edging (page 139)
- Saxon steps (page 147)



French grey

Conservation X[®]

Conservation X delivers a premium granite-look aesthetic using exposed natural crystalline aggregates. UK-manufactured, it offers contemporary colours, versatile formats and a lower-carbon alternative to imported stone. Ideal for residential and mixed-use commercial areas.



View online

Installation

- Laid in accordance with BS 7533-102: 2025
- Specific installation guidelines for this product are available to download on our website

Complementary products

- Conservation X block (page 35)
- Conservation X kerb (page 117)
- Conservation X edging (page 140)
- Conservation X steps (page 148)
- EDENKERB (page 120)

Single size

Plan size (mm)	900 x 600	900 x 300	600 x 600		600 x 200	450 x 450		400 x 400	
Depth (mm)	50	50	63	50	50	70	50	65	50
Finish	All	All	Textured	All	All	All	All	All	All
Edge profile	Chamfered	Chamfered	Chamfered		Chamfered	Chamfered		Chamfered	
Colour(s)	All	All	Silver grey	All	All	All	All	All	All
No. per m ²	2	4	3	3	9	5		7	
Unit weight (kg)	64.0	32.0	53.0	43.0	14.0	34.0	25.0	27.0	18.0
No. per pack	20	20	16	20	20	28	40	30	40
m ² per pack	10.80	5.40	5.80	7.20	2.40	5.70	8.10	4.80	6.40
Pack weight (kg)	1280	640	832	860	275	940	1000	807	736

Conservation X[®]




Charcoal, textured and smooth



Silver grey, textured

Modal X[®]

Modal X elevates contemporary landscaping with UK-made, granite-inspired concrete paving. Its extensive colours, finishes and formats deliver flexible, premium design options for pedestrian and traffic mixed-use spaces.



View online

Installation

- Laid in accordance with BS 7533-102: 2025
- Specific installation guidelines for this product are available to download on our website

Complementary products

- Modal X block (page 37)
- Conservation X kerbs (page 117)
- Conservation X edging (page 140)
- Conservation X steps (page 148)

Single size

Size (mm)	600 x 600		450 x 450		400 x 400	
Depth (mm)	50	70	50	65	50	
Finish	All		All		All	
Edge profile	Chamfered		Chamfered		Chamfered	
Colour(s)	All		All		All	
No. per m ²	3		5		7	
Unit weight (kg)	42.3	33.3	23.8	24.4	20.0	
No. per pack	20	28	40	30	48	
m ² per pack	7.2	5.67	8.10	4.80	7.68	
Pack weight (kg)	920	933	952	733	960	


Modal X[®]



Silver grey granite, textured

Argent®

Argent delivers a contemporary granite-aggregate paving solution, providing durable, slip-resistant, UK-made flag paving in versatile sizes as a cost-effective alternative to natural granite.



Single size

Plan size (mm)	600 x 600	600 x 200	450 x 450	400 x 400
Depth (mm)	38	38	38	38
Finish	All	All	All	All
Edge profile	Chamfered	Chamfered	Chamfered	Chamfered
Colour(s)	All	All	All	All
No. per m ²	3	9	5	7
Unit weight (kg)	35.5	12.0	20.0	16.0
No. per pack	25	25	56	60
m ² per pack	9.00	3.00	11.30	9.60
Pack weight (kg)	800	268	1014	828

Split packs are available through our Order Select service for selected sizes only (see page 237).



View online

Installation

- Laid in accordance with BS 7533-102: 2025
- Specific installation guidelines for this product are available to download on our website


Complementary products

- Argent edging (page 141)
- Argent walling (page 158)
- Argent coping (page 167)



Textured utility

Textured utility paving offers a durable, slip-resistant concrete surface ideal for high-traffic storage, workshop or utility areas, available in practical sizes and colours for a robust, great-value installation.



Natural

Buff

Charcoal

Single size

Plan size (mm)	600 x 600	450 x 450	
Depth (mm)	35	35	32
Finish	Riven	Riven	
Edge profile	Chamfered	Chamfered	
Colour(s)	All	Charcoal	Buff, natural
No. per m ²	3	5	
Unit weight (kg)	17.0	17.0	
No. per pack	30	64	
m ² per pack	10.79	12.15	13.00
Pack weight (kg)	780	1059	1059



View online

Installation

- Laid in accordance with BS 7533-102: 2025
- Specific installation guidelines for this product are available to download on our website

Complementary products

- Saxon edging (page 139)



EPD verified



Price



MADE IN BRITAIN





Pedestrian



Natural

Richmond®

Richmond utility paving provides a durable, budget-friendly solution for sheds, greenhouses and functional outdoor spaces, offering a smooth finish in practical sizes and colours.



Natural

Buff



View online

Single size

Plan size (mm)	600 x 600	450 x 450
Depth (mm)	38	32
Finish	Pimpled	Pimpled
Edge profile	Square	Square
Colour(s)	All	All
No. per m ²	3	5
Unit weight (kg)	35.5	17.0
No. per pack	25	60
m ² per pack	9.00	12.80
Pack weight (kg)	925	972

Installation

- Laid in accordance with BS 7533-102: 2025
- Specific installation guidelines for this product are available to download on our website
- Best suited for non-decorative or service areas where a high-end finish is not essential

Complementary products

- British standard edging (page 143)




Buff

Urbex®

Urbex offers a cost-effective, practical paving solution for commercial and residential schemes. UK-made and available in popular sizes, colours and finishes, it delivers dependable performance for pedestrian areas and everyday hard-standing spaces.



View online



Installation

- Laid in accordance with BS 7533-102: 2025
- Specific installation guidelines for this product are available to download on our website

Complementary products

- Saxon kerb (page 115)
- Saxon edging (page 139)
- Saxon steps (page 147)

Single size


Plan size (mm)	600 x 600			600 x 300			450 x 450		
Depth (mm)	50	38	35	50	38	35	50	38	35
Finish	All	Riven	Textured	Textured	Riven	Textured	All	Riven	Textured
Edge profile	Square			Square			Square		
Colour(s)	All			All			All		
No. per m ²	3			6			5		
Unit weight (kg)	42.0	32.3	26.0	21.0	16.2	26.0	23.0	17.9	15.6
No. per pack	20	25	30	20	50	30	40	52	60
m ² per pack	7.20	9.00	10.80	7.20	9.00	5.40	8.10	10.50	12.15
Pack weight (kg)	842	808	790	839	808	390	936	930	960




Natural, textured

Pendle®

Pendle utility paving provides a durable, low-maintenance solution for functional outdoor spaces, with a riven, slip-resistant surface ideal for sheds, greenhouses and high-traffic utility areas.



Natural



Buff



Charcoal



View online

Single size

Plan size (mm)	600 x 600	450 x 450
Depth (mm)	38	32
Finish	Riven	Riven
Edge profile	Square	Square
Colour(s)	All	All
No. per m ²	3	5
Unit weight (kg)	35.5	17.0
No. per pack	25	60
m ² per pack	9.00	12.80
Pack weight (kg)	819	876

Installation

- Laid in accordance with BS 7533-102: 2025
- Specific installation guidelines for this product are available to download on our website
- Best suited for non-decorative or service areas where a high-end finish is not essential

Complementary products


- British standard edging (page 143)



Buff

Standard pimple

Standard pimple paving offers durable, high-traction concrete flag paving with a raised pimple texture for maximum skid and slip resistance, delivering a cost-effective, compliant solution for busy urban pedestrian environments.



EPD verified



Price

MADE IN
BRITAIN

Pedestrian




Light



Natural (N)



Buff (B)



Red (R)



View online

Installation

- Laid in accordance with BS 7533-102: 2025
- Specific installation guidelines for this product are available to download on our website

Complementary products

- Bullnosed kerbs (page 126)
- British standard channel (page 137)
- British standard edging (page 143)



Buff and natural

Single size

Plan size (mm)	900 x 600		900 x 300	750 x 600		600 x 600			600 x 450	
Depth (mm)	63	50	50	63	50	63	50	38	63	50
Finish	Pimple		Pimple	Pimple		Pimple			Pimple	
Edge profile	Square		Square	Square		Square			Square	
Colour(s)	N	All	N	N	N, R	N	All	N	N	
No. per m ²	2		4	3		3			4	
Unit weight (kg)	78.0	64.0	32.0	65.0	53.0	52.0	43.0	33.0	39.0	32.0
No. per pack	16	20	20	16	20	16	20	25	16	20
m ² per pack	8.60	10.80	5.40	7.20	9.00	5.80	7.20	7.68	4.30	5.40
Pack weight (kg)	1248	1280	638	1040	1060	832	860	820	624	640

Plan size (mm)	600 x 300		450 x 450		400 x 400		400 x 200	300 x 300	
Depth (mm)	63	50	70	50	65	50	65	60	
Finish	Pimple		Pimple		Pimple		Pimple	Pimple	
Edge profile	Square		Chamfered, square		Chamfered, square		Chamfered	Square	
Colour(s)	N		B, N		N		N	N	
No. per m ²	6		5		7		13	12	
Unit weight (kg)	25.0	22.0	33.0	23.0	25.0	19.0	13.0	11.0	
No. per pack	16	20	28	40	30	40	60	40	
m ² per pack	2.90	3.60	5.70	8.10	5.10	6.40	12.50	13.00	
Pack weight (kg)	400	434	924	920	768	760	700	440	

Tactile


Standard pimple paving provides a durable raised surface that acts as a warning for visually impaired pedestrians at road crossings and changes in gradient. Available in a variety of styles, sizes and colours to suit the different needs of design and accessibility.



Buff (B)




Natural (N)




Red (R)



View online



Textured (T)



Charcoal (C)

Installation

- Laid in accordance with BS 7533-102: 2025
- Specific installation guidelines for this product are available to download on our website


Complementary products

- All flag paving (page 59)



Buff blister

Single sizes




	Lambeth deterrent	Barface	Blister paving	Hazard warning
Plan size (mm)	600 x 600	600 x 600	400 x 400	400 x 400
Depth (mm)	68	50	50	50
Colour(s)	N	N	B, R, N, C	All
No. per m ²	3	3	7	7
Unit weight (kg)	44.0	41.0	19.1	19.0
No. per pack	16	20	36	36
m ² per pack	5.80	7.20	5.80	5.80
Pack weight (kg)	704	820	684	684
Other sizes/depths available	-	✓	✓	✓



	Directional guidance	Lozenge	Platform edge	Blister block
Plan size (mm)	400 x 400	400 x 400	400 x 400	200 x 133
Depth (mm)	50	60	50	60
Colour(s)	B	B	B, C	B, R
No. per m ²	7	7	6.25	38
Unit weight (kg)	19.0	20.0	19.0	3.2
No. per pack	36	36	36	291
m ² per pack	5.80	5.80	5.40	7.66
Pack weight (kg)	684	720	646	1084

Grassguard®

Grassguard combines concrete strength with natural grass growth to create a durable, erosion-resistant paving solution. Its interlocking grid structure supports heavier loads while delivering a unique, environmentally beneficial aesthetic.



Price



MADE IN BRITAIN



Pedestrian



Light



Earth brown



View online

Installation

- Specific installation guidelines for this product are available to download on our website
- Grassguard should only be used for areas with occasional vehicle overrun

Complementary products

- EDENKERB (page 120)

Single size

Plan size (mm)	600 x 400	500 x 300
Depth (mm)	120	100
Type	Grassguard 180 Grassguard 160	Grassguard 130
Finish	Standard	Standard
No. per m ²	5	7
Unit weight (kg)	183 158	130
m ² per pack	5.76 5.76	9.60
Pack weight (kg)	1056 912	1248




Earth brown

Porcelain

Flag paving

- 86 VedaStone™ **NEW**
- 88 Juno™ **NEW**
- 89 Anesso
- 90 SYMPHONY® Lapis
- 91 Arrento® Core
- 92 Ardara™
- 93 SYMPHONY® Copper


Surfaces
that set the
standard



SYMPHONY Copper

VedaStone™ NEW

VedaStone porcelain delivers a low-maintenance, durable alternative to natural Indian sandstone, with subtly riven surface textures, reliable R11 slip resistance, consistent sizing and multiple formats, including single sizes, project packs, setts and steps for versatile, contemporary outdoor designs.



Buff multi (BM)

Grey multi (GM)

Anthracite (A)

Single size

	SETTS	
Plan size (mm)	900 x 600	200 x 100
Depth (mm)	20	20
Finish	Slightly riven	Slightly riven
Edge profile	Rectified	Rectified
Colour(s)	GM, BM	All
No. per m ²	2	50
Unit weight (kg)	23.4	0.9
No. per pack	40	18
m ² per pack	21.60	15.30
Pack weight (kg)	960	15

Split packs are available through our Order Select service for selected sizes only (see page 237).



View online



Installation

- Specific installation guidelines for this product are available to download on our website

Complementary products

- VedaStone setts (page 144)
- VedaStone steps (page 150)
- Marshalls Exterior Jointing Grout (page 184)

NEW



Grey multi

Juno™ NEW


Juno porcelain offers an affordable, low-maintenance alternative to natural split-face stone, with a stone-inspired texture, durable performance, reliable R11 slip resistance, consistent sizing, and four contemporary colours for versatile, modern outdoor spaces.




Ivory



Beige



Grey



Anthracite



View online

Single size

Plan size (mm)	900 x 600	600 x 600
Depth (mm)	20	20
Finish	Smooth	Smooth
Edge profile	Rectified	Rectified
Colour(s)	All	All
No. per m ²	2	3
Unit weight (kg)	23.4	15.7
No. per pack	40	60
m ² per pack	21.60	21.60
Pack weight (kg)	960	960

Split packs are available through our Order Select service for selected sizes only (see page 237).

Installation

- Specific installation guidelines for this product are available to download on our website

Complementary products

- Marshalls Exterior Jointing Grout (page 184)
- VedaStone setts (page 144)



Price



Pedestrian



Beige

NEW

Anesso

Anesso is a cost-effective porcelain paving designed to replicate the appearance of natural stone in outdoor settings, offering a durable, low-maintenance and easy-to-install solution in four versatile colour options.



Light grey (LG)



Mid grey (MG)



Taupe (T)



Dark grey (DG)

Single size

Plan size (mm)	900 x 600	600 x 600
Depth (mm)	20	20
Finish	Smooth	Smooth
Edge profile	Rectified	Rectified
Colour	All	All
No. per m ²	2	3
Unit weight (kg)	23.4	15.7
No. per pack	48	64
m ² per pack	25.92	23.04
Pack weight (kg)	1262	1072

Installation

- Specific installation guidelines for this product are available to download on our website

Complementary products

- VedaStone sets (page 144)
- Marshalls Exterior Jointing Grout (page 184)



Price



Pedestrian



Mid grey

SYMPHONY® Lapis


SYMPHONY Lapis recreates the refined look of Italian Ceppo di Gré stone in a durable, low-maintenance porcelain slab, offering terrazzo-style detailing and a clean, uniform format for timeless outdoor spaces, with reliable R11 slip resistance.




Price




Pedestrian



Beige



Grey



Anthracite



View online

Single size

Plan size (mm)	800 x 800
Depth (mm)	20
Finish	Lightly textured
Edge profile	Rectified
Colour(s)	All
No. per m ²	2
Unit weight (kg)	28.7
No. per pack	45
m ² per pack	28.80
Pack weight (kg)	1292

Split packs are available through our Order Select service for selected sizes only (see page 237).

Installation

- Specific installation guidelines for this product are available to download on our website
- Supplied with jointing compound

Complementary products


- Granite Eclipse flag (page 104)



Grey with anthracite border

Arrento® Core

Arrento Core delivers a clean, modern look with precisely cut tiles and a contemporary matt finish, creating sleek, uniform layouts for patios, walkways, and outdoor spaces. Available in a range of sizes, including large formats, the low maintenance paving combines durable performance with reliable R11 slip resistance for a modern finish that stands the test of time.



Price



Pedestrian



Off white




Sand



Silver grey



Mid grey



Anthracite



View online

Single size

Plan size (mm)	1200 x 600	800 x 800	900 x 600	600 x 600
Depth (mm)	20	20	20	20
Finish	Matt	Matt	Matt	Matt
Edge profile	Rectified	Rectified	Rectified	Rectified
Colour(s)	All	All	All	All
No. per m ²	2	2	2	3
Unit weight (kg)	32.0	31.0	24.0	16.0
No. per pack	30	40	45	60
m ² per pack	21.60	25.60	24.30	21.60
Pack weight (kg)	960	1240	1080	960

Split packs are available through our Order Select service for selected sizes only (see page 237).

Installation

- Specific installation guidelines for this product are available to download on our website

Complementary products


- Marshalls Exterior Jointing Grout (page 184)
- VedaStone setts (page 144)



Mid grey

Ardara™

Ardara combines the look of industrial concrete with a contemporary architectural style to create a sleek, modern finish for any outdoor space. Available in two subtle shades, the low maintenance paving features a slip-resistant surface, making it a practical and durable choice for outdoor living.



Moon



Grey

Single size

Plan size (mm)	1200 x 600
Depth (mm)	20
Finish	Smooth
Edge profile	Rectified
Colour	All
No. per m ²	2
Unit weight (kg)	32.0
No. per pack	30
m ² per pack	21.60
Pack weight (kg)	999

Split packs are available through our Order Select service for selected sizes only (see page 237).



View online

Installation

- Specific installation guidelines for this product are available to download on our website

Complementary products

- VedaStone setts (page 144)
- Marshalls Exterior Jointing Grout (page 184)



Price





Pedestrian



Grey

SYMPHONY® Copper

SYMPHONY Copper porcelain paving combines low-maintenance, premium porcelain with precise, clean lines and a smooth, R11 slip resistant surface, featuring rich gold, copper and grey tones with natural slate-inspired variations. With near zero water absorption and exceptional durability, it offers a modern, stylish alternative to natural stone for contemporary outdoor spaces.



Copper



View online

Single size

	NEW	
Plan size (mm)	900 x 600	600 x 600
Depth (mm)	20	20
Finish	Smooth	Smooth
Edge profile	Rectified	Rectified
No. per m ²	2	3
Unit weight (kg)	24.8	19.0
No. per pack	50	64
m ² per pack	27.00	23.04
Pack weight (kg)	1260	1040

Split packs are available through our Order Select service for selected sizes only (see page 237).

Installation

- Specific installation guidelines for this product are available to download on our website
- Supplied with jointing compound

Complementary products

- VedaStone setts (page 144)

Project pack

Plan size (mm)	300x300, 600x300, 600x600, 900x600
Depth (mm)	20
Finish	Smooth
Edge profile	Rectified
No. per m ²	59
No. per pack	59
m ² per pack	16.89
Pack weight (kg)	841



Copper



Copper

Natural stone

Flag paving

- 96 Sawn Versuro®
- 98 Antique Alverno®
- 99 Alvanley Pavers®
- 100 Towngate®
- 102 Indian sandstone
- 104 Granite Eclipse®
- 106 Sylvern®
- 107 Limestone Aluri®
- 108 Casarta® Slate
- 110 Natural slate
- 111 Bespoke
natural stone

Surfaces
that set the
standard



Sawn Versuro, antique silver multi

Sawn Versuro®

Sawn Versuro offers premium, hand-selected sandstone with precision-sawn edges and a smooth, lightly textured, slip-resistant surface, delivering a refined finish for high-end, garden and patio designs.



Caramel cream multi

Golden sand multi

Antique silver multi

Autumn bronze multi



View online

Installation

- Laid in accordance with BS 7533-102: 2025
- Specific installation guidelines for this product are available to download on our website
- Plan sizes include joint width

Complementary products

- Sawn Versuro steps (page 151)
- Sawn Versuro walling (page 160)
- Sawn Versuro coping (page 170)

Single size

	LINEAR				
Plan size (mm)	1260 x 760	1210 x 1210	855 x 570	570 x 570	210 x 1210
Depth (mm)	22	22	22	22	22
Finish	Smooth	Smooth	Smooth	Smooth	Smooth
Edge profile	Sawn	Sawn	Sawn	Sawn	Sawn
Colour(s)	All	All	All	All	All
No. per m ²	2	1	5	3	5
Unit weight (kg)	54.0	84.0	27.0	18.0	14.0
No. per pack	14	8	35	60	25
m ² per pack	13.41	11.71	17.06	19.49	6.35
Pack weight (kg)	810	717	1011	1142	368

Split packs are available through our Order Select service for selected sizes only (see page 237).

Project pack

	NEW
Plan size (mm)	855x570, 570x570, 570x285, 285x285
Depth (mm)	22
Finish	Smooth
Edge profile	Sawn
Colour(s)	All
No. per pack	44
m ² per pack	11.70
Pack weight (kg)	748



Golden sand multi, linear



Caramel cream multi

Antique Alverno®

Antique Alverno offers premium, hand-selected natural stone with a subtly distressed, timeworn riven finish and consistent colouring, creating a timeless, traditional patio in an easy-to-lay project pack format.



Autumn bronze multi



Golden sand multi



Silver limestone multi



Silver birch multi



View online

Project pack

Plan size (mm)	855 x 570, 570 x 570, 570 x 285, 285 x 285
Depth (mm)	22
Finish	Riven
Edge profile	Split
Colour(s)	All
No. per pack	71
m ² per pack	18.28
Pack weight (kg)	967

Installation

- Laid in accordance with BS 7533-102: 2025
- Specific installation guidelines for this product are available to download on our website
- Plan sizes include joint width

Complementary products

- Natural stone setts (page 52)



Independently assessed



Price



Pedestrian



Golden sand multi

Alvanley Pavers[®]

Alvanley Pavers feature subtle colour variation and tumbled edges for a characterful, premium finish, offering durable natural stone ideal for patios, pathways or edging in two beautifully blended shades.



Independently assessed



Price



Pedestrian



Buff blend



Silver blend



View online

Single size

Plan size (mm)	305 x 105
Depth (mm)	22
Finish	Tumbled
Edge profile	Sawn and tumbled
Colour(s)	All
No. per m ²	31
Unit weight (kg)	1.7
No. per pack	596
m ² per pack	19.22
Pack weight (kg)	1100

Split packs are available through our Order Select service for selected sizes only (see page 237).

Installation

- Laid in accordance with BS 7533-102: 2025
- Specific installation guidelines for this product are available to download on our website
- Plan size includes joint width

Complementary products

- Natural stone setts (page 52)
- Sawn Versuro walling (page 160)



Silver blend

Towngate®

Towngate sawn sandstone offers a budget-friendly natural stone option with charming colour variation and a versatile four-size project pack for creating distinctive, characterful patio designs.



Buff multi

Brown multi

Grey multi



View online

Single size

Plan size (mm)	915 x 610	610 x 610	610 x 305
Depth (mm)	18	18	18
Finish	Textured	Textured	Textured
Edge profile	Sawn	Sawn	Sawn
Colour(s)	All	All	All
No. per m ²	2	3	6
Unit weight (kg)	25.8	17.2	8.3
No. per pack	37	64	128
m ² per pack	20.65	23.81	23.81
Pack weight (kg)	998	1144	1107

Split packs are available through our Order Select service for selected sizes only (see page 237).

Project pack

Plan size (mm)	915 x 610, 610 x 610, 610 x 305, 305 x 305
Depth (mm)	18
Finish	Textured
Edge profile	Sawn
Colour(s)	All
No. per pack	71
m ² per pack	20.93
Pack weight (kg)	1000



Independently assessed



Price



Pedestrian

Installation

- Laid in accordance with BS 7533-102: 2025
- Specific installation guidelines for this product are available to download on our website
- Plan sizes include joint width

Complementary products

- Natural stone setts (page 52)
- Sawn Versuro veneer walling (page 160)



Brown multi



Buff multi

Indian sandstone

Indian sandstone offers an affordable, robust natural stone with hand-cut, riven surfaces and calibrated thickness, providing long-lasting, easy-to-maintain paving suited to almost any residential garden setting.



Buff multi



Brown multi



Grey multi



View online

Installation

- Laid in accordance with BS 7533-102: 2025
- Specific installation guidelines for this product are available to download on our website
- Plan sizes include joint width

Complementary products

- Natural stone setts (page 52)

Single size

Plan size (mm)	915 x 610	610 x 610	610 X 305
Depth (mm)	18	18	18
Finish	Riven	Riven	Riven
Edge profile	Split	Split	Split
Colour(s)	Buff multi Grey multi	All	All
No. per m ²	2	3	6
Unit weight (kg)	25.8	17.2	8.3
No. per pack	37	64	128
m ² per pack	20.65	23.81	23.81
Pack weight (kg)	1066	1215	1194

Split packs are available through our Order Select service for selected sizes only (see page 237).

Project pack

Plan size (mm)	915 x 610, 610 x 610, 610 x 305, 305 x 305
Depth (mm)	18
Finish	Riven
Edge profile	Split
Colour(s)	All
No. per pack	71
m ² per pack	20.93
Pack weight (kg)	917

Circle kit

Plan size (mm)	2.44m diameter
Finish	Riven
Edge profile	Split
Colour(s)	All
No. per pack	25
m ² per pack	5.95
Pack weight (kg)	258

Squaring off kit


Plan size (mm)	600 x 18
Depth (mm)	18
Finish	Riven
Edge profile	Split
Colour(s)	All
No. per pack	4
m ² per pack	1.73
Pack weight (kg)	380



Buff multi

Granite Eclipse®

Granite Eclipse paving delivers a modern, durable patio with vibrant flamed surfaces, excellent slip resistance and fine-grained colour consistency, ideal for creating contemporary designs with complementary setts and steps.



Light

Dark

Graphite



View online

Single size

Plan size (mm)	1212 x 606	909 x 606	806 x 206	606 x 606	606 x 303
Depth (mm)	30	25	25	25	25
Finish	Flamed	Flamed	Flamed	Flamed	Flamed
Edge profile	Sawn	Sawn	Sawn	Sawn	Sawn
Colour(s)	All	All	All	All	All
No. per m ²	2	2	7	3	6
Unit weight (kg)	57.4	35.9	10.6	23.9	11.8
No. per pack	16	25	25	50	100
m ² per pack	11.66	13.66	4.89	18.18	18.09
Pack weight (kg)	922	900	309	1238	1200

Split packs are available through our Order Select service for selected sizes only (see page 237).

Installation

- Laid in accordance with BS 7533-102: 2025
- Specific installation guidelines for this product are available to download on our website
- Plan sizes include joint width

Project pack

Plan size (mm)	606 x 606, 606 x 303, 303 x 303
Depth (mm)	25
Finish	Flamed
Edge profile	Sawn
Colour(s)	All
No. per pack	93
m ² per pack	18.36
Pack weight (kg)	1299



Price



Pedestrian

Complementary products

- Granite Eclipse setts (page 54)
- Granite Eclipse steps (page 152)



Light, dark mix



Light

Sylvern®

Sylvern limestone delivers durable, natural stone paving with a textured, slip-resistant surface and warm grey tones, available in multiple sizes or project packs for stylish, long-lasting garden designs.



Sylvern



View online

Single size

Plan size (mm)	915 x 610	610 x 610
Depth (mm)	22	22
Finish	Textured	Textured
Edge profile	Sawn	Sawn
No. per m ²	2	2
Unit weight (kg)	31.7	21.6
No. per pack	30	30
m ² per pack	16.74	11.16
Pack weight (kg)	735	959

Split packs are available through our Order Select service for selected sizes only (see page 237).

Installation

- Laid in accordance with BS 7533-102: 2025
- Specific installation guidelines for this product are available to download on our website
- Plan sizes include joint width

Complementary products

- Farnley setts (page 53)

Project pack

Plan size (mm)	915 x 610, 610 x 610, 610 x 305, 305 x 305
Depth (mm)	22
Finish	Textured
Edge profile	Sawn
No. per pack	56
m ² per pack	16.93
Pack weight (kg)	934



Price




Pedestrian



Sylvern

Limestone Aluri®

Limestone Aluri offers durable, natural stone with subtle veining and classic colour tones, delivering a charming, versatile finish suitable for both traditional and contemporary gardens in easy-to-lay formats.



Rustic ochre multi

Silver

Charcoal



View online

Single size

Plan size (mm)	905 x 550	610 x 610
Depth (mm)	22	22
Finish	Smooth	Smooth
Edge profile	Sawn	Sawn
Colour(s)	Silver, charcoal	Silver, charcoal
No. per m ²	2	4
Unit weight (kg)	30.7	21.6
No. per pack	30	30
m ² per pack	16.74	11.16
Pack weight (kg)	921	756

Split packs are available through our Order Select service for selected sizes only (see page 237).

Project pack

Plan size (mm)	915 x 610, 610 x 610, 610 x 305, 305 x 305
Depth (mm)	22
Finish	Smooth
Edge profile	Sawn
Colour(s)	All
No. per pack	56
m ² per pack	16.93
Pack weight (kg)	731

Installation

- Laid in accordance with BS 7533-102: 2025
- Specific installation guidelines for this product are available to download on our website
- Plan sizes include joint width

Complementary products

- Farnley setts (page 53)



Price




Pedestrian



Silver

Casarta® Slate

Casarta Slate offers premium Brazilian slate in large contemporary formats, with gently riven, brushed surfaces for slip resistance, delivering a luxurious, modern patio with consistent colour and durable performance.



Silver grey

Black

Single size

Plan size (mm)	810 x 810	810 x 405	405 x 405
Depth (mm)	20	20	20
Finish	Riven	Riven	Riven
Edge profile	Sawn	Sawn	Sawn
Colour(s)	All	All	All
No. per m ²	2	4	7
Unit weight (kg)	33.9	16.7	8.3
No. per pack	25	50	100
m ² per pack	16.4	16.4	16.4
Pack weight (kg)	832	830	830

Split packs are available through our Order Select service for selected sizes only (see page 237).




View online

Installation

- Laid in accordance with BS 7533-102: 2025
- Specific installation guidelines for this product are available to download on our website
- Plan sizes include joint width

Project pack

Plan size (mm)	610 x 610, 610 x 305, 305 x 305
Depth (mm)	20
Finish	Riven
Edge profile	Sawn
Colour(s)	All
No. per pack	93
m ² per pack	18.61
Pack weight (kg)	1020



Price



Pedestrian

Complementary products

- Casarta Slate steps (page 153)



Black



Silver grey

Natural slate

Natural slate offers a durable, economical alternative to British slate, with skilled hand-split, lightly riven surfaces and striking grey-blue tones that deliver a bold, versatile patio finish.



Blue

Project pack

Plan size (mm)	610x610, 610x305, 305x305
Depth (mm)	18-24
Finish	Riven
Edge profile	Sawn
No. per pack	72
m ² per pack	15.63
Pack weight (kg)	900

Split packs are available through our Order Select service for selected sizes only (see page 237).




View online

Installation

- Laid in accordance with BS 7533-102: 2025
- Specific installation guidelines for this product are available to download on our website
- Plan size includes joint width

Complementary products

- Casarta Slate steps (page 153)



Price



Pedestrian



Blue

Bespoke natural stone

With over a century of expertise in natural stone, we craft distinctive bespoke solutions for urban, public and commercial environments. Through MaDE (Marshall's Design & Engineering), our in-house team can support every stage of the process, from simple, functional elements such as flag paving to complex, innovative schemes that push design boundaries.

We offer a comprehensive range of premium natural stones, including:

- Sandstone
- Granite
- Porphyry

Speak to your local Marshall's contact for more information



Scan to find out more



Callisto natural granite



Stonespar natural sandstone





Perdita natural granite

Accessories

- 114 Kerbs
- 136 Channels
- 138 Edging
- 145 Steps
- 154 Decorative walling
- 164 Coping
- 171 Linear drainage
- 180 Piora accessories
- 183 Jointing

Details
that bring a
landscape
together

Kerbs

115 Saxon®

117 Conservation X®

120 EDENKERB®

122 Tegula®

123 Savanna®

124 Keykerb®

126 Bullnosed

127 Half battered

129 Splayed

130 Radius detailing

131 Titan kerb



Details
that bring a
landscape
together

Tegula kerb in pennant grey

Saxon[®]

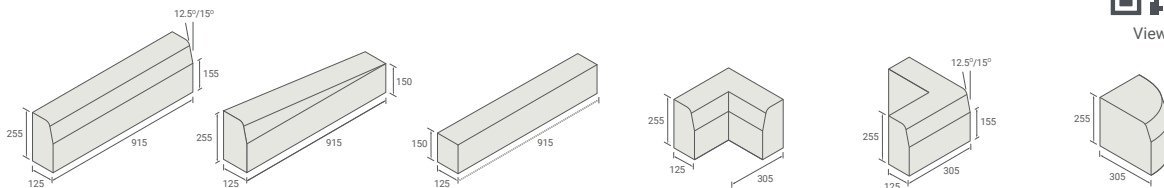
Saxon sandstone kerbs deliver natural texture and warm tones with strong, reliable performance, offering a characterful edge treatment suited to both traditional and contemporary schemes.



Natural



View online



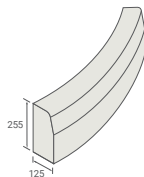
Kerb units

	Straight	Drop*	Centre stone	Internal angle	External angle	Quadrant
Size (mm)	125 x 255	125 x 255	125 x 150	125 x 255	125 x 255	305 x 255
Length (mm)	915	915	915	305	305	n/a
Profile	Half battered	Half battered to bullnosed	Bullnosed	Half battered	Half battered	Half battered
Finish	Textured	Textured	Textured	Textured	Textured	Textured
Unit weight (kg)	69.0	59.0	42.0	39.0	39.0	42.0
No. per pack	16	16	28	1	1	1
Pack weight (kg)	1104	944	1176	39	39	42

Available to buy in single quantity

* Available left and right handed

Saxon®



Radius units

Radius (m)	2m	3m	4m	6m	8m	10m
Size (mm)	125 x 255	125 x 255	125 x 255	125 x 255	125 x 255	125 x 255
Length (mm)	780	780	780	780	780	780
Profile	Half battered	Half battered	Half battered	Half battered	Half battered	Half battered
Finish	Textured	Textured	Textured	Textured	Textured	Textured
Unit weight (kg)	58.0	58.0	58.0	58.0	58.0	58.0
No. per pack	16	16	16	16	16	16
Pack weight (kg)	928	928	928	928	928	928

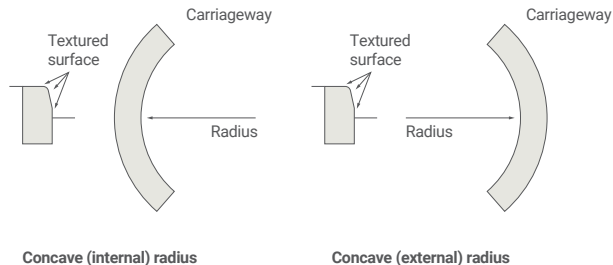
Available to buy in single qty

Installation

- Laid in accordance with BS 7533-102: 2025
- Specific installation guidelines for this product are available to download on our website

Complementary products

- Saxon flag (page 66)
- Saxon edging (page 139)
- Saxon steps (page 147)



Conservation X[®]

Conservation X granite kerbs delivers a refined natural stone aesthetics with robust performance, providing elegant edging that matches the wider Conservation X palette for coordinated public realm design.

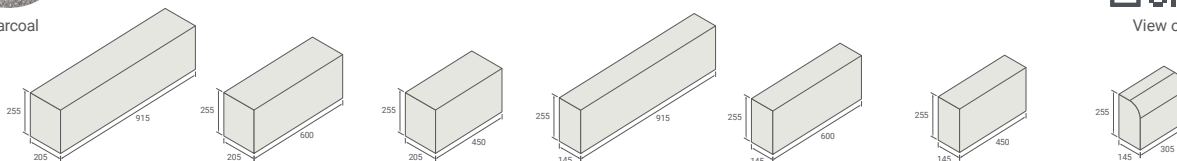


Silver grey

Charcoal



View online



Kerb units

Straights

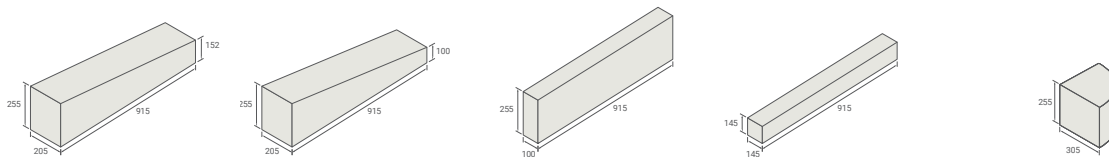
Angle*

	205 x 255	205 x 255	205 x 255	145 x 255	145 x 255	145 x 255	145 x 255
Size (mm)	205 x 255	205 x 255	205 x 255	145 x 255	145 x 255	145 x 255	145 x 255
Length (mm)	915	600	450	915	600	450	305
Profile	Bullnosed	Bullnosed	Bullnosed	Bullnosed	Bullnosed	Bullnosed	Half battered
Finish	Textured	Textured	Textured	Textured	Textured	Textured	Textured
Colour(s)	Silver grey	Silver grey	Silver grey	All	Silver grey	All	All
Unit weight (kg)	96.0	62.0	48.0	83.0	55.0	41.0	46.0
No. per pack	10	10	20	14	14	28	12
Pack weight (kg)	960	620	960	1162	1148	1160	552

Available to buy in single quantity

* Available internal and external


Conservation X®



Kerb units

	Droppers*		Centre stone		Quadrant
Size (mm)	255 x 205/152	255 x 205/100	255 x 100	145 x 145	255 x 305
Length (mm)	915	915	915	915	n/a
Profile	Bullnosed	Bullnosed	Bullnosed	Bullnosed	Bullnosed
Finish	Textured	Textured	Textured	Textured	Textured
Colour(s)	Silver grey	All	Silver grey	All	All
Unit weight (kg)	97.0	83.0	55.0	51.0	42.0
No. per pack	10	10	20	21	16
Pack weight (kg)	970	830	1100	1071	672

Available to buy in single quantity



Silver grey, straight

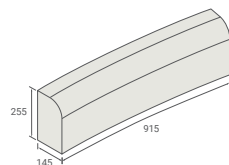
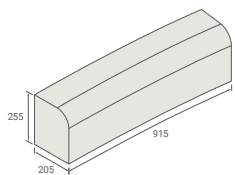
Installation

- Laid in accordance with BS 7533-102: 2025
- Specific installation guidelines for this product are available to download on our website

Complementary products

- Conservation X block (page 35)
- Conservation X flag (page 71)
- Conservation X edging (page 140)
- Conservation X steps (page 148)
- EDENKERB (page 120)

* Available left and right handed



Internal radius

Radius (m)	2.727	5.947	10.747	1.85	2.85	3.85	5.85	7.85	9.85
Size (mm)	255 x 205	255 x 205	255 x 205	145 x 255	145 x 255	145 x 255	145 x 255	145 x 255	145 x 255
Length (mm)	915	915	915	915	915	915	915	2.98	915
Profile	Bullnosed	Bullnosed	Bullnosed	Bullnosed	Bullnosed	Bullnosed	Bullnosed	Bullnosed	Bullnosed
Finish	Textured	Textured	Textured	Textured	Textured	Textured	Textured	Textured	Textured
Colour(s)	Silver grey	Silver grey	Silver grey	Silver grey	Silver grey	Silver grey	Silver grey	Silver grey	Silver grey
Unit weight (kg)	92.0	96.0	97.0	83.0	83.0	83.0	83.0	83.0	83.0
No. per pack	12	12	12	14	14	14	12	12	14
Pack weight (kg)	1104	1152	1164	1162	1162	1162	1162	1162	1162


External radius

Radius (m)	2.98	6.2	11	1	2	3	4	6	8	10
Size (mm)	255 x 205	255 x 205	255 x 205	145 x 255	145 x 255	145 x 255	145 x 255	145 x 255	145 x 255	145 x 255
Length (mm)	915	915	915	915	915	915	915	2.98	915	915
Profile	Bullnosed	Bullnosed	Bullnosed	Bullnosed	Bullnosed	Bullnosed	Bullnosed	Bullnosed	Bullnosed	Bullnosed
Finish	Textured	Textured	Textured	Textured	Textured	Textured	Textured	Textured	Textured	Textured
Colour(s)	Silver grey	Silver grey	Silver grey	Silver grey	All	All	All	All	All	All
Unit weight (kg)	92.0	96.0	97.0	83.0	83.0	83.0	83.0	83.0	83.0	83.0
No. per pack	12	12	12	14	14	14	14	14	14	14
Pack weight (kg)	1104	1152	1164	1162	1162	1162	1162	1162	1162	1162


Available to buy in single quantity

EDENKERB®


EDENKERB is the UK's first complete rain garden kerb solution, designed to integrate seamlessly into outdoor spaces. Available in two granite-effect colourways and a standard concrete mix, it pairs with Marshalls paving and kerb ranges to create flexible layouts for commercial and residential projects.



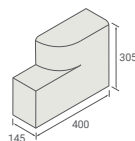
Conservation X
silver grey



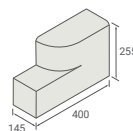
Conservation X
charcoal



Natural



View online

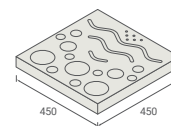


Installation

- Laid in accordance with BS 7533-102: 2025
- Specific installation guidelines for this product are available to download on our website

Complementary products

- Conservation X block (page 35)
- Conservation X flag (page 71)
- Conservation X kerb (page 117)
- Conservation X edging (page 140)
- Conservation X steps (page 148)



Kerb units

	Tall		Standard		Diffuser flag	
Size (mm)	145 x 305	145 x 305	125 x 255	125 x 255	450 x 450	
Length (mm)	400	400	400	400	60	
Profile	Bullnosed	Half Battered	Bullnosed	Half Battered	Standard	
Finish	Textured	Standard	Textured	Standard	Textured	Standard
Colour(s)	Silver grey & charcoal	Natural	Silver grey & charcoal	Natural	Silver grey & charcoal	Natural
Unit weight (kg)	31.0		23.5		27.5	
No. per pack	14		14		20	
Pack weight (kg)	476		329		330	

Available to buy in single quantity



Natural, standard and diffuser flag

Tegula®

Tegula kerbs feature a lightly weathered, rustic edge profile that complements Tegula block paving, providing durable, versatile edging for driveways, streetscapes and heritage-inspired projects.



Pennant Grey



Traditional



Pennant grey



Price

MADE IN
BRITAIN

Pedestrian



Light



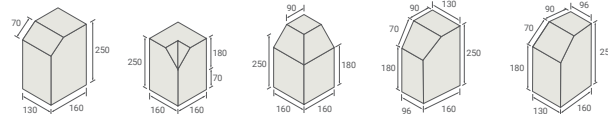
View online

Installation

- Laid in accordance with BS 7533-102: 2025
- Specific installation guidelines for this product are available to download on our website
- Smallest radius for an internal kerb is 0.46m
- Smallest radius for an external kerb is 0.62m

Complementary products

- Tegula block (page 44)
- Tegula walling (page 159)



Kerb units

Type	Splayed	Internal angle	External angle	Internal radial	External radial
Size (mm)	250 x 160	250 x 160	250 x 160	250 x 160	250 x 160
Length (mm)	130	160	160	96-130	130-96
Profile	Splayed	Splayed	Splayed	Splayed	Splayed
Finish	Aged	Aged	Aged	Aged	Aged
Colour(s)	All	All	All	All	All
Unit weight (kg)	11.0	11.1	11.1	11.0	11.0
No. per pack	120	1	1	1	1
Pack weight (kg)	1320	11.1	11.1	11.1	11.1

Split packs are available through our Order Select service for selected sizes only (see page 237).

Available to buy in single quantity

Savanna®

Savanna kerb combines a sharp, contemporary finish, designed to frame driveways with clean definition while providing dependable edge support. It also complements our Savanna block paving range.



Price




MADE IN
BRITAIN



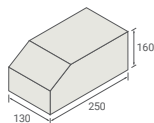
Pedestrian



Light



Charcoal



View online

Single size pack

Size (mm)	160 x 250
Length (mm)	130
Profile	Splayed
Finish	Smooth
Unit weight (kg)	11.1
No. per pack	108
Pack weight (kg)	1199

Installation

- Laid in accordance with BS 7533-102: 2025
- Specific installation guidelines for this product are available to download on our website

Complementary products

- Savanna block (page 46)



Charcoal

Keykerb®

Keykerb offers robust, versatile concrete edging in multiple profiles to complement block paving across commercial residential and driveway projects. Installed one way, it features a rounded bullnose profile, flipped, it reveals a chamfered edge.




Price

MADE IN
BRITAIN

Pedestrian



Light



Charcoal



View online

Installation

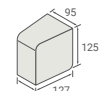
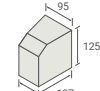
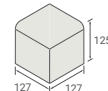
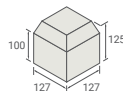
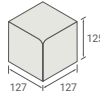
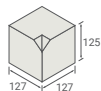
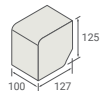
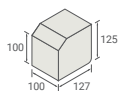
- Laid in accordance with BS 7533-102: 2025
- Specific installation guidelines for this product are available to download on our website
- When laid, Keykerb large protrudes by 100-125mm; and small by 25-50mm

Complementary products

- Keyblok (page 48)
- Standard block (page 50)



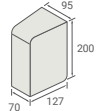
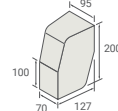
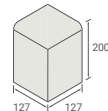
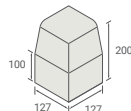
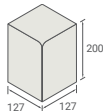
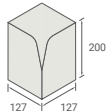
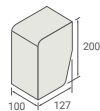
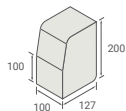
Charcoal



Small units (KS)

Type	Straight		Internal angle		External angle		Radius (internal)	
Size (mm)	125 x 127	125 x 127	125 x 127	125 x 127	125 x 127	125 x 127	125 x 127	125 x 127
Length (mm)	100	100	127	127	127	127	70-95	70-95
Profile	Splayed	Bullnosed	Splayed	Bullnosed	Splayed	Bullnosed	Splayed	Bullnosed
Finish	Standard	Standard	Standard	Standard	Standard	Standard	Standard	Standard
Unit weight (kg)	3.5	3.5	4.5	4.5	4.0	4.5	3.0	4.5
No. per pack	378	378	1	1	1	1	108	108
Pack weight (kg)	1323	1323	4.5	4.5	4	4.5	3	4.5

Also available in external radius



Large units (KL)

Type	Straight		Internal angle		External angle		Radius (internal)	
Size (mm)	200 x 127	200 x 127	200 x 127	200 x 127	200 x 127	200 x 127	200 x 127	200 x 127
Length (mm)	100	100	127	127	127	127	70-95	70-95
Profile	Half battered	Bullnosed	Half battered	Bullnosed	Half battered	Bullnosed	Half battered	Bullnosed
Finish	Standard	Standard	Standard	Standard	Standard	Standard	Standard	Standard
Unit weight (kg)	5.6	5.6	6.8	6.8	6.6	5.5	5.3	5.3
No. per pack	252	252	1	1	1	1	72	72
Pack weight (kg)	1411	1411	6.8	6.8	6.6	5.5	382	382

Available to buy in single quantity (excluding straights)

Also available in external radius

Bullnosed

Bullnosed kerbs feature a smooth, rounded profile for safer, softer edging, offering durable concrete performance suited to pedestrian zones, shared spaces and landscape transitions.



EPD verified



Price




MADE IN BRITAIN



Pedestrian



Light



Natural



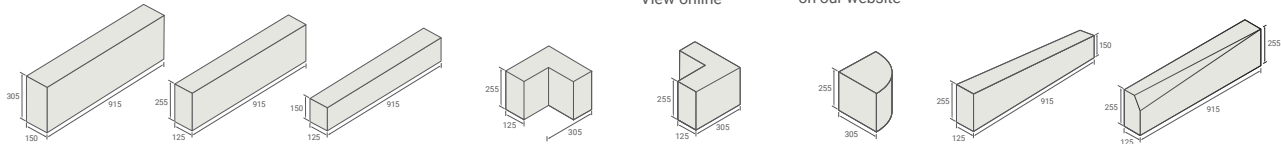
View online

Installation

- Laid in accordance with BS 7533-102: 2025
- Specific installation guidelines for this product are available to download on our website

Complementary products

- Standard pimple flag (page 80)
- Half battered kerb (page 127)
- Splayed kerb (page 129)



Kerb units

	Straight BN1	Straight BN2	Straight BN3	Internal angle	External angle	Quadrant	Drop kerb*	Transition*
Size (mm)	150 x 305	125 x 255	125 x 150	125 x 255	125 x 255	305 x 255	125 x 255/150	125 x 255
Length (mm)	915	915	915	305	305	n/a	915	915
Profile	Bullnosed	Bullnosed	Bullnosed	Bullnosed	Bullnosed	Bullnosed	Bullnosed	Half battered to bullnosed
Finish	Standard	Standard	Standard	Standard	Standard	Standard	Standard	Standard
Unit weight (kg)	102.3	71.0	42.0	36.2	36.2	41.3	59.0	69.0
No. per pack	12	16	16	24	24	16	16	16
Pack weight (kg)	1230	1140	676	870	870	660	900	1080

* Available left and right handed

Half battered

Half battered kerbs deliver a classic highway-ready profile with robust structural performance, providing dependable containment for roads, car parks and mixed-use environments.

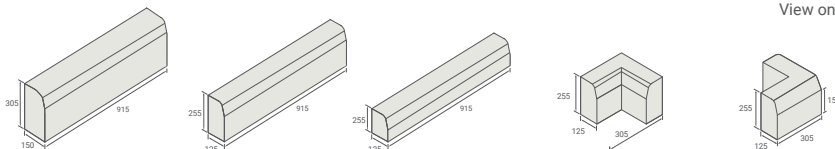


Natural



View online

Kerb units



	Straight HB1	Straight HB2	Straight HB3	Internal angle	External angle
Size (mm)	150 x 305	125 x 255	125 x 150	125 x 255	125 x 255
Length (mm)	915	915	915	305	305
Profile	Half battered	Half battered	Half battered	Half battered	Half battered
Finish	Standard	Standard	Standard	Standard	Standard
Unit weight (kg)	97.4	66.8	40	34.5	34.5
No. per pack	12	16	16	24	24
Pack weight (kg)	1168	1069	631	830	830

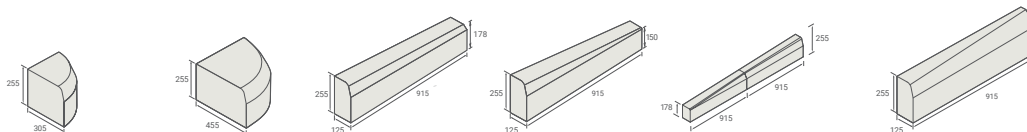
Installation

- Laid in accordance with BS 7533-102: 2025
- Specific installation guidelines for this product are available to download on our website

Complementary products

- Standard pimple flag (page 80)
- Bullnosed kerb (page 126)
- Splayed kerb (page 129)

Half battered




Kerb units

	Quadrant		Drop kerb (1:12 gradient) (1.9 gradient)		2-piece drop kerb	Transition HB to SP
Size (mm)	305 x 255	455 x 255	125 x 255/178	125 x 255/150	125 x 255	125 x 255
Length (mm)	n/a	n/a	915	915	305	910
Profile	Half battered		Half battered		Half battered	Half battered to bullnosed
Finish	Standard		Standard		Standard	Standard
Unit weight (kg)	43.0	99.0	59.0	56.0	37.0	69.0
No. per pack	16	8	16	16	n/a	16
Pack weight (kg)	680	770	944	826	n/a	1104

Splayed

Splayed kerbs offer angled concrete edges for improved vehicle deflection and smoother transitions, delivering strong performance in highways, retail zones and service areas.



Natural



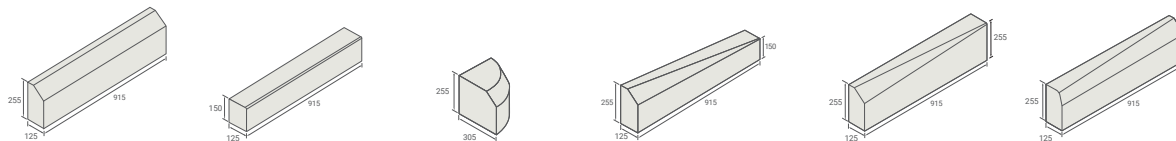
View online

Installation

- Laid in accordance with BS 7533-102: 2025
- Specific installation guidelines for this product are available to download on our website

Complementary products

- Standard pimple flag (page 80)
- Bullnosed kerb (page 126)
- Half battered kerb (page 127)



Kerb units

	Straight SP2	Straight SP3	Quadrant	Drop kerb	Transition	
Size (mm)	125 x 255	125 x 150	305 x 255	125 x 255/150	125 x 255	125 x 255
Length (mm)	915	915	n/a	915	914	914
Profile	Splayed	Splayed	Bullnosed	Splayed	Splayed to bullnosed	
Finish	Standard	Standard	Standard	Standard	Standard	
Unit weight (kg)	65.0	35.0	41.0	52.0	63.2	
No. per pack	15	16	n/a	15	16	16
Pack weight (kg)	975	560	n/a	770	1010	1010

Radius detailing

Bullnosed, half battered and splayed kerbs

Note: 1/4 circles can be constructed with cutting from units with a face length of 780mm. Units listed below are 780mm face length unless otherwise stated. For radii greater than 12m, straight units can be utilised.

External radius

	HB1	BN1	HB2	BN2	SP2	HB3	BN3
Size (mm)	150 x 305	150 x 305	125 x 255	125 x 255	125 x 255	125 x 150	125 x 150
Length (mm)	780	780	780	780	780	780	780
Profile	Half battered	Bullnosed	Half battered	Bullnosed	Splayed	Half battered	Bullnosed
Finish	Standard	Standard	Standard	Standard	Standard	Standard	Standard
Unit weight (kg)	84.9	87.2	56.2	64.0	52.0	34.0	33.0
No. per pack	1	1	16	16	15	1	16
Pack weight (kg)	84.9	87.2	900	1020	780	34	528

Available to buy in single quantity

Internal radius

	HB2	BN	BN
Size (mm)	125 x 255	125 x 255	125 x 150
Length (mm)	780	780	780
Profile	Half battered	Bullnosed	Bullnosed
Finish	Standard	Standard	Standard
Unit weight (kg)	56.0	57.0	42.0
No. per pack	16	12	16
Pack weight (kg)	896	684	672

Available to buy in single quantity

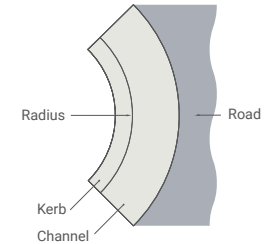
Dropper – External radius

	HB to BN
Size (mm)	125 x 255
Length (mm)	780
Profile	Half battered to bullnosed
Finish	Standard
Unit weight (kg)	51.6
No. per pack	16
Pack weight (kg)	826

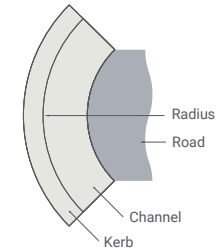
Available to buy in single quantity

Radius

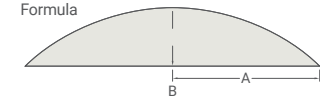
Radius convex – external



Radius concave – internal




Formula



$$\text{Radius} = \frac{A^2 + B^2}{2B}$$

Titan kerb

Titan kerb provides high-strength, heavy-duty concrete edging engineered for demanding applications, delivering long-term stability and a clean, modern profile for heavily trafficked environments.



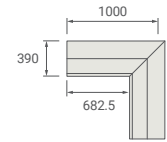
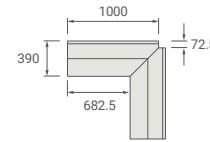
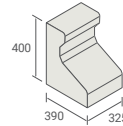
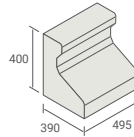
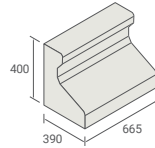
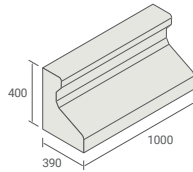
Natural



View online

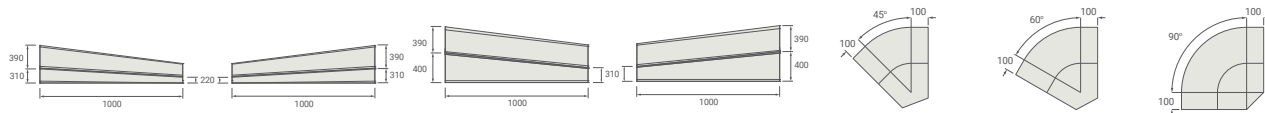
Installation

- Laid in accordance with BS 7533-102: 2025
- Specific installation guidelines for this product are available to download on our website



Kerb units

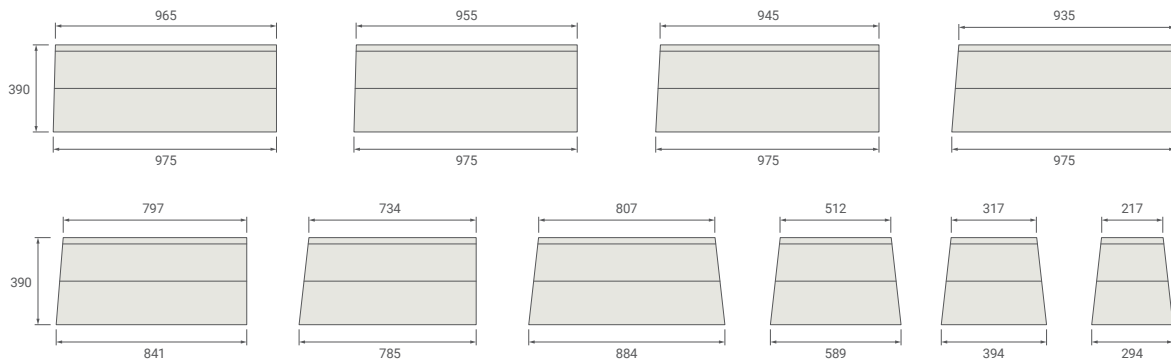
	Straight	Straight	Straight	Straight	External angle	Internal angle
Size (mm)	400 x 390	400 x 390	400 x 390	400 x 390	400 x 390	400 x 390
Length (mm)	1000	665	495	325	390	390
Profile	High containment	High containment	High containment	High containment	High containment	High containment
Finish	Standard	Standard	Standard	Standard	Standard	Standard
Unit weight (kg)	240.0	160.0	119.0	78.0	205.0	205.0
No. per pack	1	1	1	1	1	1
Pack weight (kg)	240	160	119	78	205	205



Kerb units

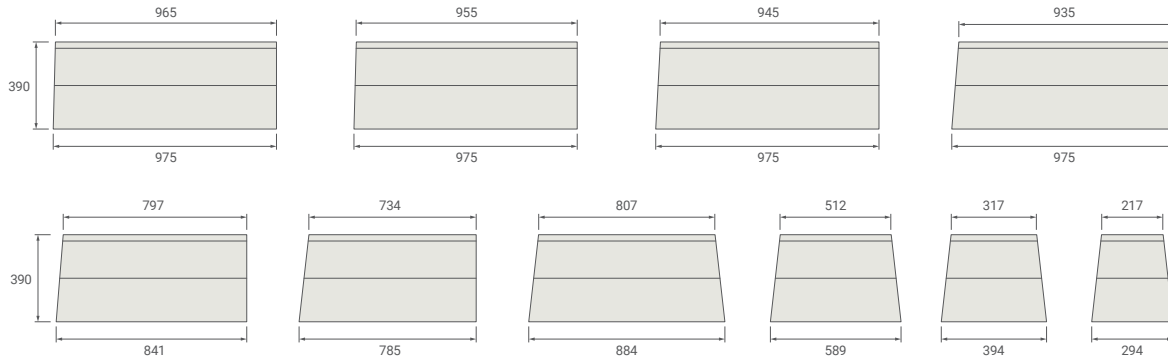
	Small drop LH	Small drop RH	Large drop LH	Large drop RH	Quadrant 45°	Quadrant 60°	Quadrant 90°
Size (mm)	310-220 x 390	220-310 x 390	400-310 x 390	310-400 x 390	400 x 390	400 x 390	400 x 390
Length (mm)	1000	1000	1000	1000	n/a	n/a	n/a
Profile	High containment	High containment	High containment	High containment	High containment	High containment	High containment
Finish	Standard	Standard	Standard	Standard	Standard	Standard	Standard
Unit weight (kg)	130	130	210	210	76	85	104
No. per pack	1	1	1	1	1	1	1
Pack weight (kg)	130	130	210	210	76	85	104

Titan kerb



External radius

Type	76/25m 975/965	25/15m 975/955	15/11m 975/945	11/8.5m 976/965	7.5m 797/841	6.0m 734/785	4.5m 807/884	3.0m 512/589	2.0m 317/394	1.5m 217/294
Size (mm)	400 x 390	400 x 390	400 x 390	400 x 390	400 x 390	400 x 390	400 x 390	400 x 390	400 x 390	400 x 390
Length (mm)	975/965	975/955	975/945	975/935	797/841	734/785	807/884	512/589	317/394	217/294
Profile	High containment	High containment	High containment	High containment	High containment	High containment	High containment	High containment	High containment	High containment
Finish	Standard	Standard	Standard	Standard	Standard	Standard	Standard	Standard	Standard	Standard
Unit weight (kg)	233.0	232.0	230.0	229.0	207.0	194.0	221.0	150.0	104.0	80.0
No. per pack	1	1	1	1	1	1	1	1	1	1
Pack weight (kg)	233	232	230	229	207	194	221	150	104	80



Internal radius

Type	76/25m 975/965	25/15m 975/955	15/11m 975/945	7.5m 885/841	6.0m 836/785	4.5m 961/884	2.0m 394/317	1.5m 371/294
Size (mm)	400 x 390	400 x 390	400 x 390	400 x 390	400 x 390	400 x 390	400 x 390	400 x 390
Length (mm)	975/965	975/955	975/945	885/841	836/785	961/884	394/317	217/294
Profile	High containment	High containment	High containment	High containment	High containment	High containment	High containment	High containment
Finish	Standard	Standard	Standard	Standard	Standard	Standard	Standard	Standard
Unit weight (kg)	233.0	232.0	228.0	201.0	182.0	198.0	85.0	61.0
No. per pack	1	1	1	1	1	1	1	1
Pack weight (kg)	233	232	228	201	182	198	85	61



Channels

Concrete

137 British standard



Details
that bring a
landscape
together



British standard, natural

British standard

British standard channels provide durable concrete drainage definition with clean edges, supporting controlled water movement and neat detailing across pavements, streetscapes and commercial hardscape schemes.



Natural



View online

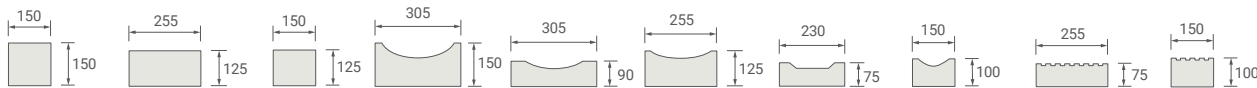
Installation

- Laid in accordance with BS 7533-102: 2025
- Should be installed to Marshalls guidelines which can be located on our website

Complementary products

- Standard pimple flag (page 80)
- Grassguard (page 84)
- EDENKERB (page 120)

Single size



	Square			Dished					Grooved	
Plan size (mm)	150 x 150	255 x 125	150 x 125	305 x 150	305 x 90	255 x 125	230 x 75	150 x 100	255 x 75	150 x 100
Length (mm)	914	914	914	914	914	914	914	914	914	914
Finish	Standard	Standard	Standard	Standard	Standard	Standard	Standard	Standard	Standard	Standard
Unit weight (kg)	51.0	64.0	42.3	77.8	51.0	63.2	33.4	34.0	39.3	34.0
No. per pack	18	16	16	12	10	16	26	20	24	20
Pack weight (kg)	918	1024	677	930	510	1011	869	680	943	680

Edging

Concrete

139 Saxon®

140 Conservation X®

141 Drivesett® Argent

142 Drivesys® Roundtop

143 British standard

Bespoke natural stone edging also available

Details
that bring a
landscape
together

Porcelain

144 Vedastone™ setts **NEW**



Drivesett Argent, dark

Saxon[®]

Saxon sandstone edging offers warm natural texture and durable performance, providing a characterful boundary treatment suited to residential, civic and contemporary landscape settings.



Buff



View online

Installation

- Laid in accordance with BS 7533-102: 2025
- Specific installation guidelines for this product are available to download on our website

Complementary products

- Saxon flag (page 66)
- Saxon kerb (page 115)
- Saxon coping (page 165)

Single size

Size (mm)	50 x 136
Length (mm)	600
Finish	Textured
Unit weight (kg)	10.6
No. per pack	50
Pack weight (kg)	469

Split packs are available through our Order Select service for selected sizes only (see page 237).



Buff

Conservation X[®]

Conservation X granite edging provides premium natural stone detailing with refined character, enabling fully coordinated schemes alongside Conservation X paving and kerb products.



Silver grey



Charcoal



View online

Installation

- Laid in accordance with BS 7533-102: 2025
- Specific installation guidelines for this product are available to download on our website

Complementary products

- Conservation X block (page 35)
- Conservation X flag (page 71)
- Conservation X kerb (page 117)
- Conservation X step (page 147)
- EDENKERB (page 120)

Single size

Plan size (mm)	63 x 150
Length (mm)	915
Finish	Textured
Colour(s)	All
Unit weight (kg)	19.5
No. per pack	64
Pack weight (kg)	1248



EPD verified



Price

MADE IN
BRITAIN

Pedestrian




Light



Silver grey

Drivesett Argent[®]


Drivesett Argent offers a refined, contemporary profile that replicates granite, incorporating granite aggregates to create a smart, durable border that enhances and protects driveway surfaces.



Natural



Light



Dark



View online

Installation

- Laid in accordance with BS 7533-102: 2025
- Specific installation guidelines for this product are available to download on our website

Complementary products

- Modal X block (page 37)
- Argent flag (page 75)

Single size

Plan size (mm)	63 x 150
Length (mm)	915
Finish	Textured
Colour(s)	All
Unit weight (kg)	19.5
No. per pack	48
Pack weight (kg)	936



Price



MADE IN
BRITAIN



Pedestrian



Light



Drivesys® Roundtop

Drivesys Roundtop edging features a smooth, rounded profile that complements a wide range of driveway surfaces. It integrates seamlessly with Drivesys Original Cobble providing dependable edge restraint and a clean, refined finish.




Price



Pedestrian



Light



Basalt



View online

Installation

- Laid in accordance with BS 7533-102: 2025
- Specific installation guidelines for this product are available to download on our website

Complementary products

- Drivesys Original Cobble (page 42)

Single size



Plan size (mm)	60 x 150
Length (mm)	915
Finish	Bumpered
Unit weight (kg)	15.3
Units per pack	40
Pack weight (kg)	612



Basalt

British standard

British standard edging delivers clean, simple concrete lines for pathways, lawns and hard-landscaped areas, providing durable restraint and a practical finish for a wide range of schemes schemes.



Natural



View online

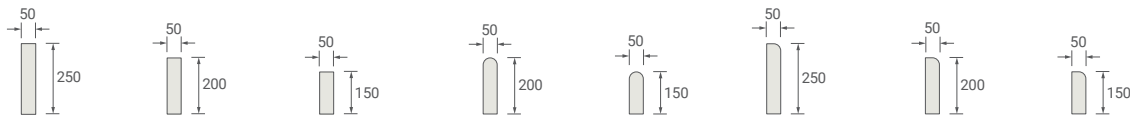
Installation

- Laid in accordance with BS 7533-102: 2025
- Should be installed to Marshalls guidelines which can be located on our website

Complementary products

- Keyblok (page 48)
- Standard concrete block (page 50)
- Standard pimple flag (page 80)

Single size



	Flat top			Round top		Bullnosed		
Plan size (mm)	50 x 250	50 x 200	50 x 150	200 x 50	150 x 50	250 x 50	200 x 50	150 x 50
Length (mm)	914	914	914	914	914	914	914	914
Finish	Standard	Standard	Standard	Standard	Standard	Standard	Standard	Standard
Unit weight (kg)	25.0	21.3	16.0	19.7	15.3	26.3	20.0	15.5
No. per pack	40	40	40	40	60	40	40	40
Pack weight (kg)	1000	852	640	788	918	1052	800	620

VedaStone™ setts NEW

VedaStone setts brings the character of natural Indian sandstone with durable, low-maintenance performance and subtly riven textures, pairing seamlessly with our VedaStone collection. Ideal for edges, borders and garden paths.



Buff multi



Grey multi



Anthracite

Installation

- Specific installation guidelines for this product are available to download on our website

Complementary products

- VedaStone flag (page 86)
- VedaStone steps (page 150)



View online

Single size


Plan size (mm)	200 x 100
Depth (mm)	20
Finish	Riven
Colour(s)	All
Unit weight (kg)	0.85
No. per box	18
No. per pallet	60 boxes (1080 setts)



Price



Pedestrian



Anthracite with grey multi paving

Steps

Concrete

146 Perfecta®

147 Saxon®

148 Conservation X®

Porcelain

150 VedaStone™ **NEW**

Natural stone

151 Sawn Versuro®

152 Granite Eclipse®

153 Casarta® Slate

Details
that bring a
landscape
together



Sawn Versuro, caramel cream

Perfecta®

Perfecta steps are inspired by sandstone, and combine warm natural tones with durable slip-resistant performance with contrasting nosing, they're a popular choice for commercial developments, residential developments, public realm schemes and other pedestrianised areas.



Natural



Buff



View online

Dimensions and availability

Product	Step tread		Step riser	
	400 x 400	450 x 450	400 x 170	450 x 170
Plan size (mm)	400 x 400	450 x 450	400 x 170	450 x 170
Depth (mm)	50	50	50	50
Finish	Smooth	Smooth	Smooth	Smooth
Colour(s)	All	All	All	All
Contrasting nosing colour	Black	Black	n/a	n/a
Unit weight (kg)	18.0	23.0	8.0	9.0
No. per pack	40	40	1	1
Pack weight (kg)	720	720	8	9

Installation

- Laid in accordance with BS 7533-102: 2025
- Specific installation guidelines for this product are available to download on our website

Complementary products

- Perfecta flag (page 64)



Price



MADE IN BRITAIN




Pedestrian



Natural, with black contrasting nosing colour

Saxon®

Saxon steps are inspired by sandstone, offering durable, textured surfaces with strong visual character. Suited to both modern and traditional public spaces and landscape projects, they integrate seamlessly with the Saxon flag.



Price



MADE IN
BRITAIN




Pedestrian



Natural



Buff



Charcoal



View online

Installation

- Laid in accordance with BS 7533-102: 2025
- Specific installation guidelines for this product are available to download on our website

Complementary products

- Saxon flag (page 66)
- Saxon copings (page 165)
- Saxon edging (page 139)

Dimensions and availability

Product	Step tread		Step riser	
	400 x 400	450 x 450	400 x 170	450 x 170
Plan size (mm)	400 x 400	450 x 450	400 x 170	450 x 170
Depth (mm)	50		50	
Finish	Textured		Textured	
Colour(s)	All		All	
Contrasting nosing colour	Black, white		-	
Unit weight (kg)	18.0	23.0	8.0	9.0
No. per pack	40	40	1	1
Pack weight (kg)	720	920	8	9

Available to buy in single quantity

Conservation X[®]


Conservation X granite steps deliver refined, slip resistance with a natural stone aesthetic, with contrasting nosing, they're a popular choice for commercial developments, residential developments and public realm schemes.




Price

MADE IN
BRITAIN

Pedestrian



Silver grey



Charcoal




View online

Installation

- Laid in accordance with BS 7533-102: 2025
- Specific installation guidelines for this product are available to download on our website

Complementary products

- Conservation X block (page 35)
- Conservation X flag (page 71)
- Conservation X kerb (page 117)
- Conservation X edging (page 140)
- EDENKERB (page 120)



Silver grey, with contrasting nosing colour

Conservation X[®]

Solid step unit and kerb

Product	Step unit		Kerb unit 2 strip	
Plan size (mm)	350 x 1000	400 x 1000	145 x 915	255 x 915
Depth (mm)	150		255	205
Finish	Textured		Textured	
Colour(s)	All		Silver grey	
Contrasting nosing colour	White/black		Black	
Unit weight (kg)	126.0	144.0	83.0	98.4
No. per pack	6	6	10	14
Pack weight (kg)	756	864	830	1378


Step treads and risers

Product	Step treads					Step risers			
Plan size (mm)	400 x 400		450 x 400	450 x 450		400 x 170		450 x 170	
Depth (mm)	50		65	50		65	50	50	
Finish	Textured	Smooth	Textured	Smooth	Textured	Textured	Smooth	Textured	Smooth
Colour(s)	All		All	All		All		All	
Contrasting nosing colour	Black/white		Black/white	Black/white		n/a		n/a	
Unit weight (kg)	18.0		24.0	18.0	24.0	18.0	24.0	18.0	24.0
No. per pack	1	1	1	1	1	1	1	1	1
Pack weight (kg)	18	18	24	18	24	18	24	18	24

Available to buy in single qty

VedaStone™ NEW

VedaStone bullnose steps capture the look of natural Indian sandstone with a lightly riven texture, combining durable, low-maintenance porcelain performance. Designed to complement the VedaStone collection.



Buff multi

Grey multi



View online

Installation

- Specific installation guidelines for this product are available to download on our website

Complementary products

- VedaStone flag (page 86)
- VedaStone setts (page 144)

Dimensions and availability

Plan size (mm)	300 x 900
Depth (mm)	20
Finish	Slightly riven
Colour(s)	All
Unit weight (kg)	11.6
No. per pack	2
Pack weight (kg)	23.2

Split packs are available through our Order Select service for selected sizes only (see page 237).



Drip groove to prevent water from reaching the step riser below



Price



Pedestrian



Grey multi

Sawn Versuro®

Sawn Versuro steps combine luxurious natural sandstone with a subtle texture, slip resistant and hand-finished edges. Designed to intergate with the Sawn Versuro collection, they deliver a high-quality finish.



Caramel cream multi



Golden sand multi



Autumn bronze multi



Antique silver multi



View online

Installation

- Specific installation guidelines for this product are available to download on our website

*Centre stone
**Corner radius

Complementary products

- Sawn Versuro flag (page 96)
- Sawn Versuro walling (page 160)
- Sawn Versuro coping (page 170)

Dimensions and availability

Product	Centre stones	10 step kit	Step
Plan size (mm)	560 x 350	560 x 350* 350 x 350**	1000 x 350
Depth (mm)	50	50	50
Finish	Smooth	Smooth	Smooth
Colour(s)	All	All	All
Unit weight (kg)	25.0	61.0	60.0
No. per pack	30	10	10
Pack weight (kg)	810	610	600

Split packs are available through our Order Select service for selected sizes only (see page 237).




Caramel cream multi

Granite Eclipse®


Granite Eclipse steps offers refined granite detailing, featuring a textured flamed surface and precision-finished bullnose edges. Designed to coordinate with the Granite Eclipse range, they are a durable, slip-resistant solution with a contemporary aesthetic.



Light



Dark



Graphite



View online

Dimensions and availability

Product	Centre stones		10 step kit
Plan size (mm)	1000 x 350	560 x 350	560 x 350* / 350 x 350**
Depth (mm)	50		50
Finish	Flamed		Flamed
Colour(s)	All		All
Unit weight (kg)	51.0	27.0	61.0
No. per pack	10	30	10
Pack weight (kg)	510	810	610

Split packs are available through our Order Select service for selected sizes only (see page 237).

Installation

- Specific installation guidelines for this product are available to download on our website

Complementary products

- Granite Eclipse setts (page 54)
- Granite Eclipse flag (page 104)

*Centre stone **Corner radius



Price




Pedestrian



Casarta® Slate

Casarta Slate steps combine contemporary Brazilian slate with a gently riven surface and clean split edges, designed to complement the Casarta Slate paving range.



Silver grey

Black



View online

Dimensions and availability

Product	Centre stones	10 step kit	Step
Plan size (mm)	560 x 350	560 x 350 / 350 x 350	1000 x 350
Depth (mm)	40	40	50
Finish	Riven	Riven	Riven
Colour(s)	All	All	All
Unit weight (kg)	22	49	35
No. per pack	30	10	10
Pack weight (kg)	660	490	350

Installation

- Specific installation guidelines for this product are available to download on our website

Complementary products

- Casarta Slate flag (page 108)



Price



Pedestrian



Silver grey

Decorative walling

Concrete

155 Croft Stone®

156 Marshalite®

158 Argent®

159 Tegula®

Natural stone

160 Sawn Versuro®

161 Traditional natural stone

162 Stoneface® Sawn Veneer

163 Stoneface® Drystack Veener

Details
that bring a
landscape
together



Stoneface Drystack Veener walling in harvest

Croft Stone[®]

Croft Stone walling delivers naturally curved, textured walls with exposed aggregate, making it ideal for low-effort retaining wall construction. It's ideal for retaining walls up to 6 courses, offering both practicality and a distinctive, natural look.



Buff



Weathered



View online

Installation

- Specific installation guidelines for this product are available to download on our website
- Not suitable as freestanding or dividing walls
- Minimum bottom course radius is 750mm

Complementary products

- Carto flag (page 62)
- Saxon flag (page 66)
- Indian sandstone flag (page 100)

Single size

Plan size (mm)	300 x 170
Depth (mm)	170
Finish	Tumbled
Colour(s)	All
Unit weight (kg)	10.2
No. per pack	90
m ² per pack	2.70
Pack weight (kg)	918

Split packs are available through our Order Select service for selected sizes only (see page 237).



Buff

Marshallite®

Marshallite walling delivers a strong, consistent result, creating an authentic sandstone-inspired wall, with a choice of finishes and colour options.



Buff, split faced



Buff



Ash multi



Finish

Rustic
Pitched



View online

Installation

- Laid in accordance with BS EN 1996-2:2024
- Specific installation guidelines for this product are available to download on our website

Complementary products

- Carto flag (page 62)
- Saxon flag (page 66)
- Indian sandstone flag (page 100)



Ash multi, pitched

Single size

Plan size (mm)	440 x 140		300 x 100	300 x 65		220 x 100	220 x 65	
Depth (mm)	140	100	65	100	100	65	100	
Finish	Split	Pitched	Split	Pitched	Rustic	Split	Pitched	Rustic
Colour(s)	Buff	Buff, ash multi	Buff	Buff, ash multi	Buff, ash multi	Buff	Buff, ash multi	Buff, ash multi
Unit weight (kg)	16.0	16.0	5.0	5.0	5.0	3.7	3.7	2.7
No. per pack	90	90	297	297	297	360	360	320
m ² per pack	6.08	6.08	6.91	6.91	6.91	6.17	6.17	5.52
Pack weight (kg)	1270	1270	1223	1223	1223	1201	1202	1076

Split packs are available through our Order Select service for selected sizes only (see page 237).



Argent®

Argent walling offers a contemporary granite-aggregate walling solution with clean lines and textured finish. Designed to complement Argent paving, it's faced on one side, ideal for premium visible walls.



Light



Dark



View online

Single size

Plan size (mm)	400 x 140
Depth (mm)	100
Finish	Coarse
Colour(s)	All
Unit weight (Kg)	16.0
No. per pack	96
m ² per pack	6.48
Pack weight (kg)	1354

Installation

- Laid in accordance with BS EN 1996-2:2024
- Specific installation guidelines for this product are available to download on our website
- Use an external thin-bed adhesive

Complementary products

- Modal X block (page 37)
- Argent flag (page 75)



Tegula®

Tegula walling offers a classic, textured stone finish with a gently weathered look, ideal for durable garden walls and complementing Tegula block paving.



Traditional



View online

Installation

- Laid in accordance with BS EN 1996-2:2024
- Specific installation guidelines for this product are available to download on our website

Complementary products

- Tegula block (page 44)
- Tegula kerb (page 122)

Single size

Plan size (mm)	220 x 65	300 x 65	440 x 140
Depth (mm)	100	100	100
Finish	Aged	Aged	Aged
Unit weight (kg)	3.9	5.3	15.5
No. per pack	320	240	80
m ² per pack	5.52	5.58	5.40
Pack weight (kg)	1270	1283	1242



Traditional

Sawn Versuro®

Sawn Versuro walling delivers, precision-cut sawn sandstone with a modern stone character, pairing seamlessly with the Sawn Versuro range, available in all four colours with each piece hand selected for colour consistency.



Caramel cream



Golden sand



Autumn bronze



Antique silver

Project pack

Plan size (mm)	505 x 105, 405 x 105, 305 x 105, 205 x 105
Depth (mm)	100
Finish	Smooth
Colour(s)	All
No. per pack	116
m ² per pack	4.26
Pack weight (kg)	1105

Split packs are available through our Order Select service for selected sizes only (see page 237).



View online

Installation

- Laid in accordance with BS EN 1996-2:2024
- Specific installation guidelines for this product are available to download on our website
- Plan size includes joint width

Complementary products

- Sawn Versuro flag (page 96)
- Sawn Versuro steps (page 151)



Independently assessed



Price



Golden sand

Traditional natural stone

Traditional natural stone walling offers a classic, textured finish in two colours, with a rustic character, ideal for creating strong and timeless garden walls.



Autumn bronze



Silver birch



View online

Single size

Plan size (mm)	310 x 170		230 x 70	
	100	100	100	100
Depth (mm)				
Finish	Pitched	Tumbled	Pitched	Tumbled
Colour(s)	All	All	All	All
Unit weight (kg)	5.0	5.0	3.7	3.7
No per pack	215	215	290	290
m ² per pack	4.67	4.67	4.67	4.67
Pack weight (kg)	1088	1088	1073	1073

Split packs are available through our Order Select service for selected sizes only (see page 237).

Installation

- Specific installation guidelines for this product are available to download on our website
- Plan sizes include joint width

Complementary products

- Antique Alverno flag (page 98)



Silver birch, pitched

Stoneface[®] Sawn Veneer

Stoneface Sawn Veneer walling delivers a premium cladding solution, creating a refined natural stone finish on both existing and purpose-built walls.



Independently assessed



Price



Caramel cream



Golden sand



Autumn bronze



Antique silver



View online

Project pack

Plan size (mm)	500 x 100, 400 x 100, 300 x 100, 200 x 100, 100 x 100
Depth (mm)	15
Finish	Smooth
Colour(s)	All
No. per pack	20
m ² per pack	0.6
Pack weight (kg)	25

Installation

- Specific installation guidelines for this product are available to download on our website

Complementary products


- Sawn Versuro flag (page 96)
- Sawn Versuro steps (page 151)
- Sika Primer-3N (page 190)
- Sikaflex EBT+ Adhesive (page 190)



Golden sand

Stoneface® Drystack Veneer

Stoneface Drystack Veneer walling delivers a durable, high-impact finish with natural stone tones, while the Z-cut panels allow quick installation and a seamless, handcrafted look.



££
Price



Oyster
quartzite (OQ)



Harvest mix
quartzite (HM)



Copper slate
(CS)



Nero quartzite
(NQ)



Slate dusk
(SD)

Z shape pack

Plan size (mm)	550 x 150
Depth (mm)	15
Finish	Textured
Colour(s)	All
Unit weight (kg)	3.1
No. per pack	7
m ² per pack	0.58
Pack weight (kg)	21.43

Corner pack

Plan size (mm)	505 x 105, 405 x 105, 305 x 105, 205 x 105
Depth (mm)	15
Finish	Textured
Colour(s)	CS, HM, OQ, NQ, SD
Units per pack	7
Coverage (m ²)	0.58
Pack weight (kg)	21.43



View online

Installation

- Specific installation guidelines for this product are available to download on our website
- Panels have a Z-cut format for seamless joints
- Minor modification may be needed to reduce gaps

Complementary products

- Towngate flag (page 102)
- Sika Primer-3N (page 190)
- Sikaflex EBT+ Adhesive (page 190)



Coping

Concrete

165 Saxon®

166 Heritage

167 Argent®

168 Drivesett®

169 Precast

Natural stone

170 Sawn Versuro®

Bespoke natural stone accessories are also available

Details
that bring a
landscape
together



Sawn Versuro, golden sand

Saxon®

Saxon textured coping delivers aesthetic of natural sandstone through a blend of Yorkstone aggregates, while offering the durability and long-lasting performance of engineered concrete.



Buff



View online

Installation

- Laid in accordance with BS 7533-102:2025
- Specific installation guidelines for this product are available to download on our website

Complementary products

- Saxon flag (page 66)
- Marshalite walling (page 156)

Single size

Plan size (mm)	600 x 136	600 x 272
Depth (mm)	50	50
Finish	Textured	Textured
Unit weight (kg)	9.4	19.5
No. per pack	50	25
m ² per pack	30.00	15.30
Pack weight (kg)	469	488


Split packs are available through our Order Select service for selected sizes only (see page 237).



Buff

Heritage

Heritage coping recreates the look of newly quarried riven Yorkstone with durable, British-made concrete. Featuring authentic mason-fetted edges for a timeless finish that complements both traditional and contemporary garden designs.



Yorkstone



Old Yorkstone



View online

Single size


Plan size (mm)	600 x 300
Depth (mm)	38
Finish	Riven
Colour	All
Unit weight (kg)	15.3
No. per pack	44
m ² per pack	7.92
Pack weight (kg)	673

Installation

- Laid in accordance with BS 7533-102: 2025
- Specific installation guidelines for this product are available to download on our website

Complementary products

- Heritage flag (page 68)



Yorkstone

Argent[®]

Argent coping delivers contemporary granite-aggregate coping with a sleek, slip-resistant finish, designed to complement a modern aesthetic. Available in modern grey tones, it coordinates seamlessly with Argent walling.



Light



Dark



View online

Single size

Plan size (mm)	600 x 136	600 x 272
Depth (mm)	50	50
Finish	Coarse	Coarse
Colour	All	All
Unit weight (kg)	10.1	19.5
No. per pack	50	25
m ² per pack	30.00	15.00
Pack weight (kg)	505	488

Split packs are available through our Order Select service for selected sizes only (see page 237).

Installation

- Laid in accordance with BS 7533-102: 2025
- Specific installation guidelines for this product are available to download on our website

Complementary products

- Argent flag (page 75)
- Argent walling (page 158)



Drivesett®

Drivesett coping delivers a clean, textured edge and a strong, co-ordinated finish for garden walls. Designed to complement a wide range of wall styles and colours, it creates a consistent, durable finish across any scheme.



Traditional



View online

Single size

Plan size (mm)	600 x 300
Depth (mm)	45
Finish	Textured
Unit weight (kg)	18.5
No. per pack	20
m ² per pack	12.00
Pack weight (kg)	370

Installation

- Laid in accordance with BS 7533-102: 2025
- Specific installation guidelines for this product are available to download on our website

Complementary products

- Tegula block (page 44)
- Tegula kerb (page 122)
- Tegula walling (page 159)



Traditional

Precast

Precast copings provide a practical and stylish finish to any walling. Available in an off-white colour to match a wide range of walling types and colours, pre-cast coping provides your wall with essential protection from water damage.



££
Price



Off white



View online

Installation

- Laid in accordance with BS 7533-102: 2025
- Specific installation guidelines for this product are available to download on our website

Complementary products

- Tegula walling (page 159)

Single sizes

Product	Coping		Pillar caps	
	600 x 140	600 x 280	380 x 380	280 x 280
Plan size (mm)	600 x 140	600 x 280	380 x 380	280 x 280
Depth (mm)	30-50	30-50	32-76	32-63
Finish	Standard	Standard	Standard	Standard
Unit weight (kg)	7.0	15.0	14.3	7.5
No. per pack	56	27	24	48
m ² per pack	4.83	4.5	3.47	2.69
Pack weight (kg)	392	405	343	360



Off white

Sawn Versuro®

Sawn Versuro coping delivers a clean, sawn finish for a crisp, contemporary edge to walls and raised features, providing a refined, durable finishing touch. Hand-selected for colour consistency, it perfectly complements the Sawn Versuro walling range.



Caramel cream



Golden sand



Autumn bronze



Antique silver



View online

Single size

Plan size (mm)	500 x 136
Depth (mm)	50
Finish	Smooth
Colour(s)	All
Unit weight (Kg)	9.6
No. per pack	50
m ² per pack	3.4
Pack weight (kg)	480

Installation

- Laid in accordance with BS 7533-102: 2025
- Specific installation guidelines for this product are available to download on our website

Complementary products

- Sawn Versuro flag (page 96)
- Sawn Versuro steps (page 151)
- Sawn Versuro walling (page 160)



Antique silver

Linear drainage

172 Drexus Pave Drain

173 Driveline Drain®

174 Driveline Channel®

175 Drexus 100

176 Drexus Slot Drain

178 Birco

Details
that bring a
landscape
together



Driveline Drain, charcoal

Drexus Pave Drain

Drexus Pave Drain integrates elegant linear slots within concrete paving units, providing subtle, high-performance water management that blends seamlessly into modern hardscape designs.



Buff

Grey

Charcoal



View online

Installation

- Laid in accordance with BS 7533-102: 2025
- Specific installation guidelines for this product are available to download on our website

Complementary products

- Modal X block (page 37)
- Atlas block (page 39)

Channels

Product	Channel 0/0	Channel 5/0	Channel 10/0	Channel 15/0	Channel 20/0
Length (mm)	1000	1000	1000	1000	1000
Width (mm)	160	160	160	160	160
Invert width (mm)	154	179	204	229	254
Depth (mm)	170	195	220	245	270
Invert depth (mm)	104	129	154	179	204
Unit weight (kg)	37	45	53	61	69



Pedestrian



Light



Commercial



Price




Buff

Tops


Length (mm)	500
Width (mm)	160
Colour(s)	All
Finish	Textured
Loading	D400
Unit weight (kg)	15

Driveline Drain[®]


Driveline Drain blends with block paving systems to deliver discreet, effective driveway drainage, supporting long-term performance in pedestrian, light-traffic and residential applications.



Natural



Charcoal



Accessory pack



View online

Dimensions and availability

Plan size	100 x 150	100 x 150
Depth	167	167
Finish	Textured	Textured
Colour(s)	All	All
Unit weight (kg)	4.4	4.4
No. per pack	240	96
Lm per pack	24.00	9.60
Pack weight	1056	433

Complementary products

- Modal X block (page 37)
- Lunar block (page 40)

Accessory pack

- A** Rodding box and access lid
- B** Connector plate

Installation

- Laid in accordance with BS 7533-102:2025
- Specific installation guidelines for this product are available to download on our website
- Use of the accessory pack will depend on the length of your drain run, see installation guide for the full details



Charcoal

Driveline Channel[®]

Driveline Channel provides a stylish way to channel water to a soakaway within the property boundary. It blends seamlessly with Marshalls block paving for a consistent, integrated finish across the scheme.



Charcoal

Single size

Plan size	200 x 200
Depth	65
Finish	Smooth
Unit weight (kg)	7.0
No. per pack	240
No. per Lm	25
Lm per pack	48
Pack weight	1321



View online

Installation

- Laid in accordance with BS 7533- 102:2025
- Specific installation guidelines for this product are available to download on our website

Complementary products

- Modal X block (page 37)
- Lunar block (page 40)



Price



Pedestrian




Light



Charcoal

Drexus 100

Drexus 100 channel drain is a low-capacity, cost-effective linear drainage system, suitable for installation within civic, commercial and rail projects where pedestrian or standard traffic application is needed.



Installation

- Laid in accordance with BS 7533-102: 2025
- Specific installation guidelines for this product are available to download on our website

Complementary products

- Modal X priora block (page 37)
- Atlas priora block (page 39)
- Tegula priora block (page 44)



View online

Channels

Product	Channel 0/0	Channel 5/0	Channel 10/0	Channel 15/0	Channel 20/0
Length (mm)	1000	1000	1000	1000	1000
Width (mm)	160	160	160	160	160
Invert width (mm)	100	100	100	100	100
Depth (mm)	170	195	220	245	270
Invert depth (mm)	120	145	170	195	220
Unit weight (kg)	38	46	54	62	70

Tops


Product	6mm heelsure D400	12mm slotted D400
Length (mm)	500	500
Width (mm)	153	153
Unit weight (kg)	4.5	5



Drexus 100

Drexus Slot Drain

Drexus slot drain delivers discreet, high-capacity metal drainage with clean linear detailing, ideal for premium public realm, commercial landscapes and contemporary urban spaces.



Duo slot



Mono slot



View online

Installation

- Laid in accordance with BS 7533-102: 2025
- Specific installation guidelines for this product are available to download on our website

Complementary products

- Modal X priora block (page 37)
- Atlas priora block (page 39)
- Tegula priora block (page 44)

Channels

Product	Channel 0/0	Channel 5/0	Channel 10/0	Channel 15/0	Channel 20/0
Length (mm)	1000	1000	1000	1000	1000
Width (mm)	160	160	160	160	160
Invert width (mm)	100	100	100	100	100
Depth (mm)	154	179	204	229	254
Invert depth (mm)	104	129	154	179	204
Unit weight (kg)	37	45	53	61	69



Price



MADE IN BRITAIN



Pedestrian



Light




Commercial



Duo Slot Drain

Tops


Product	Duo Slot D400	Mono Slot D400
Length (mm)	1000	1000
Width (mm)	116	116
Depth (mm)	105	105
Unit weight (kg)	8.5	6



Drexus Duo Slot Drain

Birco

Birco provides a robust, heavy-duty steel drainage channel system engineered for high-load environments, offering reliable surface water management for highways, industrial sites and commercial developments.



EPD verified



Price

MADE IN
BRITAIN

Pedestrian



Light



Commercial



View online

Installation

- Laid in accordance with BS 7533-102: 2025
- Specific installation guidelines for this product are available to download on our website

Complementary products

- Modal X priora block (page 37)
- Tegula priora block (page 44)
- Atlas priora block (page 39)



Birco 100

100 channels

Product	Channel 0/0	Channel 5/0	Channel 10/0	Channel 15/0	Channel 20/0
Length (mm)	1000	1000	1000	1000	1000
Width (mm)	200	200	200	200	200
Invert width (mm)	100	100	100	100	100
Depth (mm)	180	230	280	330	380
Invert depth (mm)	130	180	230	280	330
Unit weight (kg)	54	66	78	90	102

150 channels

Product	Channel 0/0	Channel 5/0	Channel 10/0	Channel 15/0	Channel 20/0
Length (mm)	1000	1000	1000	1000	1000
Width (mm)	250	250	250	250	250
Invert width (mm)	150	150	150	150	150
Depth (mm)	230	280	330	380	430
Invert depth (mm)	180	230	280	330	380
Unit weight (kg)	76	88	100	112	124

200 channels

Product	Channel 0/0	Channel 5/0	Channel 10/0	Channel 15/0
Length (mm)	1000	1000	1000	1000
Width (mm)	330	330	330	330
Invert width (mm)	200	200	200	200
Depth (mm)	310	335	360	385
Invert depth (mm)	240	265	290	315
Unit weight (kg)	142	140	148	153

100 tops

Product	6mm heelsure D400	12mm slotted D400
Length (mm)	500	500
Width (mm)	187	187
Unit weight (kg)	7	6

150 tops

Product	6mm heelsure E600	12mm slotted E600
Length (mm)	500	500
Width (mm)	237	237
Unit weight (kg)	11	12

200 top

Product	18mm slotted E600
Length (mm)	500
Width (mm)	287
Unit weight (kg)	13

Priora accessories

181 Tanking membrane

182 MT120 filtration textile

Details
that bring a
landscape
together



Tanking membrane

Tanking membrane

Tanking membrane delivers secure waterproofing and containment for drainage and SuDS installations, ensuring long-term reliability in challenging ground conditions.



[View online](#)

Dimensions and availability

Plan size (mm)	20000 x 4000
Weight (kg)	28.2
m ² per pack	80

Installation

- Laid in accordance with BS 7533-103:2026
- Specific installation guidelines for this product are available to download on our website
- Jointing tape and top hat, including clips also available

Complementary products

- Conservation X priora block (page 35)
- Modal X priora block (page 37)
- Tegula priora block (page 44)



MT120 filtration textile

MT120 filtration textile provides separation, filtration and stability in SuDS installations, helping manage water flow and maintain long-term system performance under varying load conditions.



View online

Dimensions and availability

Plan size (mm)	10000 x 5400
Weight (kg)	65.0
m ² per pack	540

Installation

- Laid in accordance with BS 7533-103:2026
- Specific installation guidelines for this product are available to download on our website

Complementary products

- Conservation X priora block (page 35)
- Modal X priora block (page 37)
- Tegula priora block (page 44)



Jointing


- 184** Marshalls Exterior Jointing Grout
- 185** SYMPHONY® Jointing Compound
- 186** Weatherpoint® 365
- 187** Drivesys® Jointing Compound
- 188** Joint Filling Sand
- 189** Paving Primer
- 190** Sika® Primer-3N
- 190** Sikaflex® EBT+ Adhesive

Details
that bring a
landscape
together

SYMPHONY Jointing Compound in buff

Marshalls Exterior Jointing Grout

Marshalls Exterior Jointing Grout is a cement-based jointing solution designed to deliver a smooth, professional finish to driveway and patio projects, helping create durable, hard-wearing joints that support long-term performance. Fast setting and flexible, it starts to cure within 15 minutes.



Product information

Joint width	3-50mm
Unit weight (kg)	25
No. per pallet	40
Application	Brush
Approximate cure time	1 hour

Installation

- Specific installation guidelines for this product are available to download on our website
- This versatile jointing compound can be used with most of Marshalls Garden and driveway paving



SYMPHONY® Jointing Compound

SYMPHONY Jointing Compound is designed for porcelain paving, delivering a smooth, professional finish with strong, durable joints. Developed for the SYMPHONY range, it's quick to apply, suitable for all weather conditions, and provides a clean, long-lasting result.



Price



Pedestrian



Buff



Stone grey



View online

Product information

Joint width	3-30mm
Unit weight (kg)	20
No. per pallet	55
Application	Brush
Approximate cure time	72 Hours crusting 30 days fully cured

Installation

- Specific installation guidelines for this product are available to download on our website
- Suitable for use with all porcelain paving materials
- Can be used in both wet and dry conditions




Stone grey

Weatherpoint® 365

Weatherpoint 365 brush-in jointing compound delivers a fast, all-weather solution for patios, forming strong joints that resist weeds, cracking and shrinkage. Ready to use with no mixing, it can be applied in both wet and dry conditions for added ease.



Buff



Grey



View online

Product information

Joint width	5-30mm
Unit weight (kg)	15
No. per pallet	65
Application	Wet and brush
Cure time	72 hours crusting, 30 days fully cured

Installation

- Specific installation guidelines for this product are available to download on our website
- Suitable for use with all patio paving materials, excluding granite
- Can be used in wet and dry conditions



Drivesys® Jointing Compound


Drivesys Jointing Compound provides a durable, high-quality finish, specifically developed for Drivesys block paving to enhance strength and performance. Designed for quick application, it can be used in both wet and dry conditions.



Price



Pedestrian



Grey




View online

Product information

Joint width	5-30mm
Unit weight (kg)	20
No. per pallet	54
Application	Wet and brush
Cure time	72 hours crusting 30 days fully cured

Installation

- Specific installation guidelines for this product are available to download on our website
- Suitable for use with Drivesys Original Cobble



Grey

Joint Filling Sand

Joint Filling Sand provides a simple, effective way to stabilise block paving systems, supporting interlock, reducing movement and maintaining long-term pavement performance.



Golden



View online

Product information

Joint width	2-5mm
Unit weight (kg)	25
No. per pallet	40
Application	Brush

Installation

- Specific installation guidelines for this product are available to download on our website
- Ideal for use with concrete block paving, sawn sandstone setts or small pressed patio paving stone



Golden

Paving Primer

Marshalls Paving Primer improves bond strength between paving and bedding mortar, helping reduce movement and prevent failure for long term patio performance. Easy to mix, suitable for all materials, and ready for light foot traffic in around 1 hour.



Product information

Unit weight (kg)	20
No. per pallet	50



View online

Installation

- Specific installation guidelines for this product are available to download on our website
- Recommend to mix and work with one full 20kg bag at any one time
- Ideal for use with natural stone, concrete and porcelain paving



Sika® Primer-3N

Sika® Primer-3 N is a one-component, solvent-based primer designed to improve adhesion between Sikaflex sealants and porous substrates such as concrete, masonry, and wood. It enhances bond strength and durability, helping to ensure long-lasting sealing performance in construction applications.



View online

Sika Primer-3N

Volume (ml)	1000
-------------	------



Sikaflex® EBT+ Adhesive

Sikaflex® EBT+ is a multi purpose, one part, elastic, polyurethane adhesive and sealant. It bonds to all common building materials, is permanently elastic and has excellent grab and gap filling properties making it ideal for use in a wide range of building and maintenance situations.



View online

Sikaflex EBT+ Adhesive

Volume (ml)	300
-------------	-----



Installation

- Specific installation guidelines for this product are available to download on our website

Complimentary products

- Stoneface Sawn Veneer walling (page 162)
- Stoneface Drystack Veneer (page 163)

Active travel

192 Cycle kerbs

198 Cycle stands and shelters

202 Speed restrictors

Elements
that shape how
urban spaces
are used

Cycle kerbs

193 Dutch entrance kerbs **NEW**

194 Cycle segregation kerb **NEW**



196 Cycle demarcation kerbs and blocks **NEW**

Elements
that shape how
urban spaces
are used



Dutch entrance kerbs NEW




Engineered from concrete manufactured in the UK, Dutch entrance kerbs are designed to create safe, clearly defined crossings across footways and cycle tracks, supporting confident vehicular movement through complex urban environments. Available in two finishes for visual consistency and design flexibility.



Natural



Conservation X
silver grey



Dimensions and availability

Product	LH end	Centre stone	RH end
Width (mm)	500	500	500
Height (mm)	255/175/137	175/137	255/175/137
Length (mm)	500	500	500
Finish	Textured, standard	Textured, standard	Textured, standard
Colour(s)	All	All	All
Unit weight (kg)	130	87	130

Bending strength

Characteristic bending strength of 6.0 MPa with no individual result less than 5.0 MPa

Installation

- Specific installation guidelines for this product are available to download on our website

Complementary products

- Bullnose kerbs (page 126)



View online



Natural

Cycle segregation kerb **NEW**

Cycle segregation kerbs define dedicated cycle lanes, creating a clear but unobtrusive separation between motorists and cyclists to support safer cycling in busy traffic areas. Available in two UK-made concrete finishes to ensure seamless integration with the existing environment.





Natural




Conservation X
silver grey




View online






500 x 255

Product	Centre	Quadrant LH/RH end	Ramp LH/RH end
Width (mm)	500	500	500
Height (mm)	255	255	255/140
Length (mm)	500	500	500
Finish	Textured, standard	Textured, standard	Textured, standard
Colour(s)	All	All	All
Unit weight (kg)	140.5	125.5	125.5



500 x 145

Product	Centre	Quadrant LH/RH end
Width (mm)	500	500
Height (mm)	145	145
Length (mm)	500	500
Finish	Textured, standard	Textured, standard
Colour(s)	All	All
Unit weight (kg)	85.5	62.5



300 x 255

Product	Centre	Quadrant LH/RH end
Width (mm)	300	300
Height (mm)	255	255
Length (mm)	1000	1000
Finish	Textured, standard	Textured, standard
Colour(s)	All	All
Weight (kg)	179	171

Installation

- Specific installation guidelines for this product are available to download on our website

Complementary products

- Bullnose kerbs (page 126)
- Splayed kerbs (page 129)
- Demarcation kerbs (page 196)

Cycle demarcation kerbs and blocks NEW



Manufactured in the UK and available in three colours, cycle demarcation kerbs and blocks provide a robust, flexible concrete solution to support safer use of streetscapes. By providing intuitive delineation between cycleways and footpaths, demarcation kerbs and blocks help enhance usability and reduce conflict for all road users.




White



Natural

Conservation X®
silver grey

View online




Demarcation block

Type	Centre block	End block
Width (mm)	200	200
Height (mm)	60/80	60/80
Length (mm)	200	200
Finish	Standard	Standard
Colour(s)	White	White
Unit weight (kg)	7	7




White



12° demarcation kerbs

Type	Centre	LH/RH transition	Centre	LH/RH transition	Centre	LH/RH transition	Centre	LH/RH transition
Width (mm)	125	125	145	145	125	125	145	145
Length (mm)	915	915	915	915	915	915	915	915
Height (mm)	255	255	255	255	155	155/255	155	155/255
Finish	Standard	Standard	Textured	Textured	Standard	Standard	Textured	Textured
Colour(s)	Natural	Natural	Silver grey	Silver grey	Natural	Natural	Silver grey	Silver grey
Unit weight (kg)	65	65	75	75	37	37	45	45



30° demarcation kerbs

Type	Centre	LH/RH transition	Centre	LH/RH transition	Centre	LH/RH transition	Centre	LH/RH transition
Width (mm)	125	125	145	145	125	125	145	145
Length (mm)	915	915	915	915	915	915	915	915
Height (mm)	255	255	255	255	195	195/255	195	195/255
Finish	Standard	Standard	Textured	Textured	Standard	Standard	Textured	Textured
Colour(s)	Natural	Natural	Silver grey	Silver grey	Natural	Natural	Silver grey	Silver grey
Unit weight (kg)	65	65	75	75	47	56	54	65

Installation

- Specific installation guidelines for this product are available to download on our website

Complementary products

- HB2 kerb (page 127)
- EDENKERB (page 120)

Cycle stands and shelters

199 Cycle stands

200 Range cycle stands

201 Cycle shelters

Elements
that shape how
urban spaces
are used



Pluto cycle shelter

Cycle stands

UK-made and available in multiple formats, finishes and colours, they deliver consistent, long-term performance whilst complementing the wider streetscape aesthetic.



View online



Product	Sheffield	Red Route	Fin	Multi-hoop 3	Multi-hoop 5
Width (mm)	750	750	1020	748	748
Height (mm)	750	850	800	950	950
Length (mm)	n/a	n/a	n/a	1534	3000
Material(s)	Mild steel Stainless steel	Ferrocast	Stainless steel	Mild steel	Mild steel
Finish	Galvanised Powder coated	Painted	Bead blasted	Galvanised Powder coated	Galvanised Powder coated
Colour(s)	Any RAL colour	Any RAL colour	Silver	Any RAL colour	Any RAL colour
Installation	Root fixed Surface mounted	Root fixed Surface mounted	Root fixed Surface mounted	Surface mounted	Surface mounted
Customisation options	Taping bar	Taping bar, signage	-	-	-

Installation

- Specific installation guidelines for this product are available to download on our website

Complementary products

- Cycle shelters (page 201)
- Ferrocast bollards (page 210)
- Rhino bollards (page 212)

Range cycle stands

UK-made and available in a wide range of materials and finishes, range cycle stands are architecturally designed to coordinate with wider street furniture ranges, creating a consistent solution that provides seamless integration and design flexibility across a variety of urban environments.



View online



Product	Geo Hoop	Loci	Natural Elements	Waterside
Width (mm)	550 or 850	486	500	460
Height above ground (mm)	850	800	700	850
Material(s)	Stainless steel	Mild steel	Mild steel Stainless steel	Ferrocast
Finish	Bead blasted	Galvanised Powder coated	Galvanised Powder coated	Painted
Colour(s)	Silver	Any RAL colour	Any RAL colour	Any RAL colour
Installation	Root fixed Surface mounted	Root fixed Surface mounted Sub-surface mounted	Surface mounted	Root fixed
Customisation options	Optional taping bar	-	-	-

Installation

- Specific installation guidelines for this product are available to download on our website

Complementary products

- Seating (page 228)

Cycle shelters

Made in Britain and available in multiple sizes and finish options, to suit a range of schemes.



View online



Product	Velozone	Pluto
Width, min-max (mm)	1000-20000 (increments of 1000mm)	1000-20000 (increments of 1000mm)
Height (mm)	2156	2188
Material(s)	Mild steel	Mild steel
Depth (mm)	1964	2129
Finish	Galvanised Powder coated	Galvanised Powder coated
Colour	Any RAL colour	Any RAL colour
Installation	Base plated	Base plated

Installation

- Specific installation guidelines for this product are available to download on our website

Complementary products

- Cycle stands (page 199)



Pluto, galvanised

Speed restrictors

203 Road ramp systems

204 Rubber speed bumps and cushions

205 Concrete speed cushions

206 Refuge islands

Elements
that shape how
urban spaces
are used




Road ramp systems

Precast concrete ramp cushions are designed to reduce vehicle speeds in residential and commercial areas. UK- manufactured as plateau or domed units, they deliver compliant, durable traffic-calming solutions.



Natural



Charcoal



View online

Installation

- Specific installation guidelines for this product are available to download on our website

Complementary products

- Block paving (pages 29)



Product	Speedcheck	S ramp
Width (mm)	200	200
Height (mm)	200/220	180/255
Length (mm)	200	914
Material(s)	Concrete	Concrete
Finish	Standard	Pimple
Colour(s)	Natural, charcoal	Natural
Unit weight (kg)	19.3	96



Speedcheck



S ramp, natural

Rubber speed bumps and cushions

Rubber speed bumps and cushions are easy to install and designed to withstand heavy traffic loads, providing long-lasting performance with minimal visual impact. The flexible modular units ensure suitability for a wide range of highways.




View online

Installation

- Specific installation guidelines for this product are available to download on our website

Complementary products

- Cycle segregation kerbs (page 194)
- Directional bollards and signage (page 216)



Product	Speed Bump Intermediate Module	Speed Bump End Module	Speed cushion*
Width (mm)	425	425	1800
Height (mm)	50	50	65
Length (mm)	500	210	2000
Material(s)	Rubber	Rubber	Rubber
Colour	Black, yellow	Black, yellow	Black, red
Unit weight (kg)	7.8	2.2	192

* 4 piece rubber speed cushion may have 1 large arrow on each side, rather than 3 small arrows




Traffic ramp intermediate and end modules

Concrete speed cushions



Concrete speed cushions provide a durable, cost-effective solution for reducing vehicle speeds. Available in domed and plateau profiles with flexible sizing and easy installation, they deliver a low maintenance option which complies with highway regulations.



Natural



Red




View online

Installation


- Specific installation guidelines for this product are available to download on our website

Complementary products

- Tactile paving (page 82)
- Directional bollards and signage (page 216)



Concrete Speed Cushion, plateau



Concrete Speed Cushion, domed

Product	SP1 Plateau	SP2 Plateau	SP3 Plateau	SP1 Domed
Width (mm)	1900	1600	1750	1900
Height (mm)	205	205	205	200
Length (mm)	1900	1900	1900	1900
Colour(s)	All	All	All	All
Unit weight (kg)	1450	1245	1365	1470


Note: Concrete speed cushions are supplied plain, white arrows or any other markings need to be painted by others on site



Concrete speed cushion, plateau

Refuge islands

Refuge islands provide a safe and practical solution for pedestrians crossing busy highways. Manufactured in the UK and available in a variety of sizes and two colour options, refuge islands are designed to enhance visibility and improve safety across a wide range of urban environments.



Natural

Conservation X
silver grey

View online



Satellite Island

Product	Refuge 1200 island	Refuge 1500 island	Refuge 1800 island	Satellite island
Width (mm)	1200	1500	1800	170
Height (mm)	260	260	260	610
Length (mm)	1200	1500	1800	1500
Material(s)	Concrete	Concrete	Concrete	Concrete
Finish	Textured, standard	Textured, standard	Textured, standard	Standard
Colour(s)	All	All	All	Natural

Installation

- Specific installation guidelines for this product are available to download on our website

Complementary products

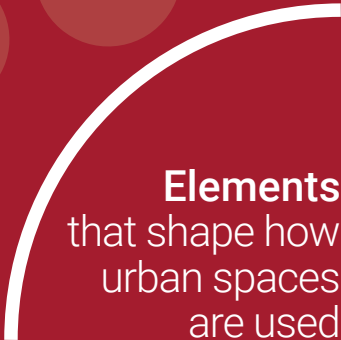
- Tactile paving (page 82)
- Drop kerbs (page 114)
- Directional bollards and signage (page 216)



Refuge 1500 island

Street furniture

- 208 Bollards
- 219 Rail systems
- 223 Seating
- 229 Litter bins
- 231 Tree grilles



Elements
that shape how
urban spaces
are used

Bollards

209 Fold down and lift out

210 Ferrocast®

211 Telescopic

212 Rhino® mild steel

214 Concrete

215 Timber and plastic

216 Directional bollards and signage

217 RhinoGuard® PAS170

Elements
that shape how
urban spaces
are used



RS004 steel bollard

Fold down and lift out



Fold down and lift out bollards offer a flexible solution for controlling access without compromising the look or function of a space. UK- manufactured from high-quality steel, they are designed for long-lasting durability.



View online



Dimensions

Product	RTL 80 lift out	Round fold down	MS GPC square fold down
Width/diameter (mm)	80	60	50
Height above ground (mm)	960	600	750
Material(s)	Mild steel	Mild steel	Mild steel
Finish	Galvanised powder coated	Galvanised powder coated	Galvanised powder coated
Colour	Any RAL colour	Any RAL colour	Any RAL colour
Customisation options	Hi-vis tape	Hi-vis tape	Hi-vis tape

Installation

- Specific installation guidelines for this product are available to download on our website

Complementary products

- Block paving (page 29)

Ferrocast®

Ferrocast bollards are designed for strength, security and safety. UK-manufactured and available in bespoke shapes and sizes with anti-ram options, there's a solution to suit any environment.



View online



Dimensions

Product	Manchester	Pipencil	Morpeth	Slough	Barnstaple	Hexham	Billy/Belinda
Width/diameter (mm)	225	76	175	150	130	110	210 / 220
Height above ground (mm)	1000	1000	917	900	983	900	1000
Material(s)	Polyurethane	Polyurethane	Polyurethane	Polyurethane	Polyurethane	Polyurethane	Polyurethane
Finish	Painted	Painted	Painted	Painted	Painted	Painted	Painted
Colour	Any RAL colour	Any RAL colour	Any RAL colour	Any RAL colour	Any RAL colour	Any RAL colour	Any RAL colour
Installation	Root fix Surface mounted Removable	Root fix Removable	Root fix Surface mounted Removable	Root fix Surface mounted Removable	Root fix Surface mounted Removable	Root fix Surface mounted Removable	Root fix
Customisation options	Signage Hand-painted detailing Hi-vis tape	Hand-painted detailing Hi-vis tape	Signage Hand-painted detailing Hi-vis tape	Signage Hand-painted detailing Hi-vis tape	Signage Hand-painted detailing Hi-vis tape	Signage Hand-painted detailing Hi-vis tape	Hand-painted detailing

Installation

- Specific installation guidelines for this product are available to download on our website

Complementary products

- Block paving (page 29)
- Flag paving (page 59)
- Hostile vehicle mitigation bollards (page 217)

Telescopic



Telescopic bollards deliver reliable security through robust engineering and practical design. UK-manufactured from high-quality materials, they offer durable, low-maintenance performance suited to a wide variety of applications.



View online



Dimensions

Product	RT SS 5	RT R 14	RT RD 4	RT R8	RT SQ 8	RT SU 5
Width/diameter (mm)	101	114	76	90	90	135
Height above ground (mm)	710	670/850	500	670	670	730
Material(s)	Stainless steel	Stainless steel Mild steel	Stainless steel Mild steel	Mild steel	Mild steel	Ferrocast
Finish	Brushed	Brushed Galvanised Powder coated	Brushed Galvanised Powder coated	Galvanised Powder coated	Galvanised Powder coated	Painted
Colour	Silver	Silver Any RAL colour	Silver Any RAL colour	Any RAL colour	Any RAL colour	Any RAL colour
Customisation options	Lift assist Sold Secure rated	Lift assist Sold Secure rated	–	Sold Secure rated	Sold Secure rated	–

Installation

- Specific installation guidelines for this product are available to download on our website

Complementary products

- Block paving (page 29)

Rhino®

Rhino steel bollards are trusted for performance, durability and design. UK-manufactured from high-quality materials, with options including anti-ram protection and PAS 68 crash tested variants, they offer safety and security in any environment. Available in a wide range of colours to suit aesthetic requirements.



Dimensions

Product	Leeds	RB101	RB109	RB111	RB123	RB150	Service Yard	RS001	RS002	RS004	RS150	M3
Diameter (mm)	114 140	114 168	114 168	114 168	114 168	114 168	168 194	114	114	114	114	114 168
Height (mm)	1000 1350	1000 1500 1800	1000 1500	1000 1500	1000 1500	1000 1500	1000 1200 1500 1800 2100	1000 1300 1500	1000 1500	1500	1000 1500	1000 1200 1500
Material(s)	Mild steel	Mild steel	Mild steel	Mild steel	Mild steel	Mild steel	Mild steel	Stainless steel	Stainless steel	Stainless steel	Stainless steel	Stainless steel
Top cap type	Flat top	Flat top	Semi dome	Semi dome	Mitre	Flat top	Flat top	Semi dome	Semi dome	Mitre	Flat top	Flat top, mitre
Finish	Powder coated	Powder coated	Powder coated	Powder coated	Powder coated	Powder coated	Powder coated	Brushed	Brushed	Brushed	Brushed	Brushed Polished Satin
Colour(s)	Any RAL colour	Any RAL colour	Any RAL colour	Any RAL colour	Any RAL colour	Any RAL colour	Any RAL colour	Silver	Silver	Silver	Silver	Silver
Recess	Single, grooved	-	Single	Double	-	Single	Quad, tape	-	Single, etched	-	Single	Double
Recess width (mm)	105	-	30	30	-	150	100	-	50	-	150	25
Installation	Root fix Surface mounted Removable						Root fix Surface mounted	Root fix Surface mounted Removable				
Customisation options	Hi-vis tape	Anti-ram PAS68 Hi-vis tape	Hi-vis tape	Hi-vis tape	PAS68 Hi-vis tape	PAS68 Hi-vis tape	Hi-vis tape	Anti-ram PAS68 Hi-vis tape	Anti-ram Hi-vis tape	Anti-ram PAS68 Hi-vis tape	Anti-ram PAS68 Hi-vis tape	Anti-ram PAS68 Hi-vis tape



View online

Installation

- Specific installation guidelines for this product are available to download on our website

Complementary products


- Flag paving (page 59)
- Cycle stands (page 199)



Concrete



Concrete bollards offer a robust, design-led solution for effective perimeter protection. Made in the UK using high-quality concrete, they provide long-lasting durability and consistent performance, with a range of colours and design options to suit both modern and traditional landscapes.



Light grey

Mid grey

Charcoal



View online

Installation

- Specific installation guidelines for this product are available to download on our website

Complementary products

- Block paving (page 29)
- Flag paving (page 59)

Dimensions

Product	Bridford	Richmond	Wexham	Wexham Major	Woodhouse	Wilmslow	Cube	Spherical 500*	Spherical 700*
Diameter/width (mm)	228/150	305	230	330	330	150	600	500	700
Height above ground (mm)	950	476	760	750	750	455	600	500	700
Finish	Standard, etched	Standard, etched	Standard, etched	Standard, etched	Standard, etched	Standard, etched	Standard, etched	Standard, etched	Standard, etched
Colour(s)	All	All	All	All	All	All	All	All	All
Customisation options	Beadalite coating	-	-	-	-	-	-	-	-

* Spherical 500 and Spherical 700 require a base for support which is sold separately

Timber and plastic



Timber and plastic bollards provide a versatile solution, combining strength with a softer, more natural appearance. Made in Britain using high-quality materials and available with a range of tape options, the range is ideal for parks and public spaces.



View online



Dimensions

Product	Timber rounded	Timber pyramid	Supermarket	Heritage*	Sentinel*	Recycled**	Manchester
Diameter/width (mm)	125/150	125/150	125	171	166	120	201
Height (mm)	1000/1500	1000/1500	1000	1024	1030	1200/1500	1010
Material(s)	Wood	Wood	Plastic	Plastic	Plastic	Plastic	Plastic
Colour(s)	Natural timber	Natural timber	Black	Black	Black	Black	Black
Installation	Root fix	Root fix	Root fix Surface mounted	Root fix Removable Surface mounted	Root fix Removable Surface mounted	Root fix	Root fix Surface mounted Removable
Customisation options	-	-	-	Signage, Anti-ram	Signage, Anti-ram	-	Anti-ram

* Heritage and Sentinel available as standard with one wide band of tape, visibol with 4 wide bands of tape or decorative with 2 thin bands of tape (sold separately). Sign options available on visibol only.

** Recycled bollards available in dome (1500mm high) and semi dome (1200mm high) finish. Tape finish is half red / half white on all recycled bollards.

Installation

- Specific installation guidelines for this product are available to download on our website

Complementary products

- Block paving (page 29)
- Flag paving (page 59)

Directional bollards and signage

Directional bollards and signage provide a clear and effective solution for managing movement, combining straightforward installation with long-lasting durability. UK-made and with a range of available options including customisable signage, the range offers tailored solutions to meet both safety and aesthetic requirements.



View online



Dimensions

Product	Contour	Simbol	Night Owl	Weebol Flex	Geo Hoop Sign	Sentinel Sign 300	Heritage Sign 300
Width (mm)	350 x 680	350	395 x 50	400	450	364	364
Height (mm)	1240	920	1037.4	1000	1125	1419	1419
Material(s)	Plastic	Plastic	Plastic	Plastic	Stainless steel	Plastic	Plastic
Colour(s)	White	White	White	White	Silver	Black	Black
Fixing method	Surface mounted	Surface mounted	Surface mounted	Surface mounted	Root fix Surface mounted	Root fix Surface mounted	Root fix Surface mounted
Customisation options	–	–	–	–	Signage	Signage	Signage

Installation

- Specific installation guidelines for this product are available to download on our website

Complementary products

- Tactile paving (page 82)
- Traffic islands (page 206)


RhinoGuard® PAS170



RhinoGuard bollards provide protection from vehicle impact, combining robust performance with discreet design to blend into their surroundings. UK-Manufactured and crash tested to industry ratings, PAS 170 bollards provide protection for low speed vehicle impacts, protecting infrastructure such as EV charging points. Sleeves are also available in a range of finishes and designs. A full range of hostile vehicle mitigation products is also available.



View online



Dimensions

Product	PAS170 25/10	PAS170 25/20
Bollard core height (mm)	800	800
Bollard core diameter (mm)	75	139
Sleeve material(s)	Mild steel Stainless steel Ferrocast Natural stone	Mild steel Stainless steel Ferrocast Natural stone
Required foundation size (mm)	3380 x 700 x 200	3380 x 700 x 200
Finish options	Galvanised Painted to any RAL colour Brushed stainless steel Engraved pattern	Galvanised Painted to any RAL colour Brushed stainless steel Engraved pattern



RhinoGuard crash testing

RhinoGuard®



RhinoGuard Verso seating and planters



RhinoGuard blok seats



RhinoGuard Bollards and Giove Hostile vehicle mitigation planter



RhinoGuard bollards

Installation

- Specific installation guidelines for this product are available to download on our website

Complementary products

- Rhino bollards (page 212)
- Litter bins (page 229)

Rail systems

220 Post and rail

222 Balustrade, guard rail and hand rail

Elements
that shape how
urban spaces
are used



Ferrocast post and rail

Post and rail

Post and rail systems offer effective perimeter protection while preserving attractive open views. UK-made and available in highly durable and corrosion resistant steel and Ferrocast options, the range can be configured with multiple rail options to accommodate curves, corners, and changes in level.



View online



Dimensions

Product	Berwick	Harbour	Morpeth	Waterside
Height (mm)	1269-1277	1139-1407	700-900	1245
Post diameter (mm)	55	75	110	n/a
Rail diameter (mm)	50	50	50	50
Material(s)	Ferrocast	Ferrocast	Ferrocast	Ferrocast
No. rails options	2 or 3	2, 3 or 4	1 or 2	3, 4, 5 or 6
Finish	Painted in any RAL colour	Painted in any RAL colour	Painted in any RAL colour	Painted in any RAL colour
Fixing method	Root fix Surface mounted	Root fix Surface mounted	Root fix Surface mounted	Surface mounted

Post and rail



Dimensions

Product	Continuum	Jersey	M3/Festival
Height (mm)	1000	1045	1200
Post diameter (mm)	80	80	n/a
Rail diameter (mm)	50	50	48.3
Material(s)	Ferrocast	Ferrocast	Mild Steel Galvanised steel Stainless steel
No. rails options	1 or 2	2	3 or 5
Finish	Painted in any RAL colour	Painted in any RAL colour	Mild / Galvanised – painted in any RAL colour Stainless – shot peened
Fixing method	Root fix Surface mounted	Root fix Surface mounted	Surface mounted

Installation

- Specific installation guidelines for this product are available to download on our website

Complementary products

- Ferrocast bollards (page 210)
- Balustrade, guard and hand rail (page 222)
- Seating (page 228)



Balustrade, guard rail and hand rail

UK-manufactured balustrade, guard and handrail systems are designed to deliver both safety and visual appeal in public spaces. Available in galvanised mild steel or stainless steel, they include both standard and bespoke options to suit specific project requirements.



View online




DecorGuard



Geo handrail

Dimensions

Product	DecorGuard	Geo Balustrade	Geo Handrail
Height (mm)	800-1020	1105-1000	1000
Post width (mm)	1000/1500/2000	1000/1500/2000	–
Post diameter (mm)	88.9 / 114.3	76.1	48.3 or 76.1
Rail diameter (mm)	–	48.3	48.3
Material(s)	Mild steel	Stainless steel	Stainless steel
Finish	Painted to any RAL colour	Bead blasted	Bead blasted
Installation options	Root fix Surface mounted	Root fix Surface mounted	Root fix Surface mounted
Hand rail options	Bench top Seat top	Handrail	Top rail Side rail Twin side rails



Geo balustrade and handrail

Installation

- Specific installation guidelines for this product are available to download on our website

Complementary products

- Cycle stands (page 199)
- Rhino bollards (page 212)



Seating and planters

224 Distrikt®

225 Metrolinia®

226 Demetra

227 Perennial

227 Giove

227 Strada

227 Boulevard

228 Essentials

228 Citi Elements

228 Festival/M3

228 Geo

228 Loci

Elements
that shape how
urban spaces
are used



Geo benches

Distrikt®



Distrikt seating range is a beautiful linear timber collection designed to bring both form and function to any outdoor space. A versatile modular design and wide range of customisation options ensures easy configuration to suit any outdoor space. UK-manufactured using chunky hardwood timber slats and a mild steel structure, this range includes both curved and straight modules which can be seamlessly fitted together in any chosen shape.



Product	Straight bench	Straight seat	Table	Inward curved bench/seat	Outward curved bench/seat
Width (mm)	470	1486	690	890	885
Length (mm)	1970	1970	1900	2571	2549
Material(s)	Hardwood timber, mild steel	Hardwood timber, mild steel	Hardwood timber, mild steel	Hardwood timber, mild steel	Hardwood timber, mild steel
Height (mm)	480	880	794	480 / 880	480 / 880
Finish – metalwork	Powder coated	Powder coated	Powder coated	Powder coated	Powder coated
Colour	Any RAL colour	Any RAL colour	Any RAL colour	Any RAL colour	Any RAL colour
Customisation options	Arm rest	Arm rest	-	Arm rest	Arm rest



View online

Installation

- Specific installation guidelines for this product are available to download on our website

Complementary products

- Timber bollards (page 215)
- Perennial planter (page 227)



Metrolinia®



Metrolinia is a versatile system of building blocks designed to help developers create spaces that feel both safe and sociable. Available in both natural stone and UK-manufactured precast concrete, this attractive and practical modular range enables designers to address a variety of landscape challenges, with a range of integrated transition pieces and corner units enabling easy navigation through complex landscape layouts.



Product	600 block	1200 block	Radius corner	End block	Planter
Width (mm)	600	600	1200	600	600
Length (mm)	600	1200	1200	600	600
Height (mm)	456	456	456	456	456
Material(s)	Concrete, sandstone, granite	Concrete, sandstone, granite	Concrete, sandstone, granite	Concrete, sandstone, granite	Concrete, sandstone, granite
Colour – concrete	Mid grey, charcoal	Mid grey, charcoal	Mid grey, charcoal	Mid grey, charcoal	Mid grey, charcoal
Natural stone options	Brackendale Sandstone, Brownridge Sandstone, Laurel Bank Sandstone, Sander Red Sandstone, Thornlake Sandstone, Callisto Silver Grey Granite, Umbriel Mid Grey Granite				
Customisation options	Bench top, seat top	Bench top, seat top	–	–	–



View online

Installation

- Specific installation guidelines for this product are available to download on our website

Complementary products

- Conservation X flag (page 71)
- Concrete bollards (page 214)



Demetra

Demetra modular seating and planter system is a contemporary design from Italian manufacturer Bellitalia. Offering endless configuration possibilities, it provides a versatile solution for commercial and public realm schemes. Available in a variety of colours and profiles, the range can be supplied with or without a levelling system to suit individual units or full modular layouts.



Product name	Straight block	Straight planter	Radius curved bench	Radius curved bench	Y bench
Width (mm)	600	600	742	600	885
Length (mm)	600/1800	600/1800	1907	1705	2549
Height (mm)	480	480	480	480	480
Material(s)	Granite and precious stone effect				
Colour(s)	White granite, grey granite, multi veneziano, black ebony, yellow mori, red verona, pink porphyry, alpine green, white botticino				
Customisation options	Bench top Seat	–	Bench top	Bench top	–



View online

Installation

- Specific installation guidelines for this product are available to download on our website

Complementary products

- Giove planter (page 227)



Planters



Planters enhance outdoor spaces and support urban biodiversity. Designed and manufactured in the UK from durable, high-quality materials, with multiple shape and height options and cost-effective planters for commercial projects.



View online



Product	Perennial	Giove	Strada	Boulevard
Width/diameter (mm)	1000-3000	1500	Square: 500 Circular: 710	Rectangle: 1400 x 700 Square: 700 x 700 Circular: 1200
Height (mm)	250 500 750 1000	735	500	1 ring: 260 2 rings: 495 3 rings: 730
Material(s)	Mild steel	Granite or precious stone effect	Concrete	Concrete
Finish	Powder coated	Bush-hammered, polished	Etched	Etched
Colour(s)	Any RAL colour	White granite, grey granite, multi veneziano, black ebony, yellow mori, red verona, pink porphyry, alpine green, white botticino	Mid grey, charcoal	Mid grey, charcoal
Customisation options	Seating Custom sizes available Crash tested HVM option	Custom sizes available Crash tested Hostile vehicle mitigation option	–	–

Seating



Public benches and outdoor seating solutions are designed to balance comfort, safety, durability and visual appeal. Manufactured in the UK and built to withstand long-term use, available in a range of colour options to enhance and complement public environments.



View online



Product	Essentials	Citi Elements	Festival/M3	Geo	Locis
Length (mm)	1800	1820	1800	1800	1600
Height (mm)	452	416	450	440	460
Frame material(s)	Mild steel, stainless steel	Mild steel, stainless steel	Mild steel, stainless steel	Stainless steel	Mild steel
Seat material(s)	Mild steel, stainless steel, timber	Timber, timber plastic composite	Mild steel, stainless steel	Wood	Wood
Finish	Brushed Powder coated	Brushed Powder coated	Polished, Brushed Satin, Powder coated	Bead blasted	Powder coated
Colour	Any RAL colour	Any RAL colour	Any RAL colour	Silver	Any RAL colour
Customisation options	Backrest	Backrest Armrest	Backrest Armrest Modular units available	Backrest Armrest	Backrest Armrest
Matching products	Bollard Cycle stand	Bollard Cycle stand	Bollard Cycle stand Table Bin	Bollard Cycle stand Bin	Bollard Cycle stand Table Bin

Installation

- Specific installation guidelines for this product are available to download on our website

Complementary products

- Cycle stands (page 199)
- Rhino bollards (page 212)

Litter bins

230 Heritage round

230 Heritage square

230 Albion

230 Loci

230 Festival

230 M3

230 Geo

Elements
that shape how
urban spaces
are used



Loci

Litter bins

Litter bins provide practical, attractive solutions for maintaining clean, well-managed public and private spaces. UK-manufactured from high-quality materials and available in a wide range of colours, offering seamless integration with surrounding streetscapes.



View online



Dimensions

Product	Heritage round	Heritage square	Albion	Loci	Festival	M3	Geo
Diameter/width (mm)	570	615	555	525 x 420	630	650	500
Height (mm)	1071	1220	1105	1104	1076	1076	1150
Material(s)	Plastic	Plastic	Mild steel	Mild steel	Mild steel	Stainless steel	Stainless steel
Finish	–	–	Powder coated	Powder coated	Powder coated	Polished, brushed, satin	Body - Bead blasted Cap - Polished
Colour(s)	Black	Black	Any RAL colour	Any RAL colour	Any RAL colour	–	–
Capacity (litres)	100	100	120	75	110	110	70
Customisation options	Signage	Signage	Signage Ash tray	Signage Ash tray	–	–	Ash tray
Matching product options	Bollard	Bollard	Bollard Cycle stand	Bollard Cycle stand Bench/seat Table	Bollard Cycle stand Bench/seat Table	Bollard Cycle stand Bench/seat Table	Bollard Cycle stand Bench/seat

Installation

- Specific installation guidelines for this product are available to download on our website

Complementary products

- Bollards (page 208)
- Seating (page 228)
- Cycle stands (page 199)

Tree grilles

232 Tree grilles






Elements
that shape how
urban spaces
are used



Loci

Tree grilles

Tree grilles provide protection for tree root systems while allowing an irrigation point for water. UK-manufactured and available in stainless steel and Marshalls Ferrocast, they can also be finished in any RAL colour.



Dimensions

Product	58P series	59P series	61P series	65P series	66P series	400 tree guard	M3 tree grille and guard
Width x depth (mm)	1000 x 1000 1200 x 1200	1000 x 1000 1200 x 1200	1000 x 1000 1200 x 1200	1000 x 1000 1200 x 1200	1000 x 1000 1200 x 1200	400	1200 x 1200
Height (mm)						1800	1800
Aperture dia. (mm)	400	400	400	400	400	400	485/494
Material(s)	Ferrocast	Ferrocast	Ferrocast	Ferrocast	Ferrocast	Mild steel	Stainless steel
Finish option	Painted	Painted	Painted	Painted	Painted	Galvanised Powder coated	Brushed
Colour(s)	Any RAL colour	Any RAL colour	Any RAL colour	Any RAL colour	Any RAL colour	Any RAL colour	Silver



View online

Installation

- Specific installation guidelines for this product are available to download on our website

Complementary products

- Flag paving (page 59)
- Ferrocast bollards (page 210)

Technical information



Efflorescence in concrete products

Efflorescence is a temporary and naturally occurring phenomenon associated with Ordinary Portland Cement (OPC), commonly used in the manufacture of concrete products. It shows as white patches or a general lightening of the concrete surface, often mistaken for fading or discoloration.

This happens when natural salts in the concrete are drawn to the surface by moisture and react with the air, leaving a white residue. Although it can affect the appearance at first, efflorescence is only a surface issue and does not affect the strength, durability or long-term performance of the concrete product.

In most cases, the weather (wind and rain) is enough to gradually remove efflorescence from the surface. For this reason, we recommend allowing the product time to naturally weather before judging its final appearance.

Efflorescence is a natural process and is outside the manufacturer's control, so we are unable to accept responsibility for its appearance.

Colour and batch variation

Colour variation may occur between batches. It is essential to check batch codes, colour, and quantity before installation. With some products, especially when aesthetics is a high priority, a dry lay is strongly recommended to achieve the most consistent colour blend across the paved area.

Concrete products

Marshalls concrete products are manufactured using naturally occurring raw materials. As a result, slight variations in colour and appearance may occur between batches, even when the same product is used. Despite employing high-quality materials, advanced manufacturing processes, and stringent quality control, batch-to-batch variation is a natural occurrence.

Although typically minor, these differences may be noticeable if products from separate batches are installed side by side. To reduce the risk of visible variation, we strongly recommend checking batch codes before installation, ensuring that all packs used in a continuous area come from the same production batch.

Each batch label includes a product code. The first two letters identify the manufacturing location, and the week number indicates the production date within the year.

Natural stone products

Natural stone products inherently display variation in colour, texture, and surface markings due to their geological origin. These characteristics are part of the stone's appeal and should be expected. Iron spots can sometimes be identified, after installation. This is due to oxidation of iron materials within the matrix of the stone. This does not affect the structural integrity of the stone.

What sets our natural stone apart is our rigorous selection process, which ensures a subtle, consistent colour blend across your project while retaining the unique beauty of natural stone.

Porcelain products

During porcelain tile production, colour variation can occur. To maintain consistency, we only source first-choice tiles, selected from a narrower colour spectrum to ensure uniformity across each range.

We aim to dispatch all porcelain orders from the same batch, with the batch code clearly printed on each pack, usually denoted by a letter followed by a number. Please confirm all packs share the same batch code prior to installation.

For porcelain ranges available in multiple sizes, we do not recommend mixing sizes, even when batch codes match, as products may be manufactured at different sites.

Weathering and site conditions

Natural weathering and site-specific conditions may occasionally result in variations in the appearance of stone products. Differential weathering can lead to patchy or dark surface discoloration on individual units. These effects are typically cosmetic, reduce over time, and don't impact the long-term performance of the material.

Due to the properties of natural stone, additional markings, mineral deposits, or patches may form over time as the stone's mineral content oxidises.

All stone products can develop algae or organic growth in certain environmental conditions and may need occasional cleaning. Discolouration can also occur near plant pots, borders or trees, where organic material may transfer onto the surface. In these situations, specialist maintenance advice may be required.

Product representation

Rendered images are for illustrative purposes only and are not photogrammetric representations of the product. Also, the colours shown in this literature are as accurate as photographic and printing processes allow. However, we strongly recommend that final colour choices be made using real product samples, which can be ordered via our website.

Please note that while every effort is made to ensure consistent colour across our products, slight variations between production batches may occur. To achieve a uniform appearance, particularly for larger projects, we advise that all materials be ordered from the same production batch.

Additionally, for best results on site, products should be thoroughly mixed during installation by drawing from at least three different packs simultaneously.

Health and safety

Care must be taken when handling and installing all our products to ensure safe working practices are followed at all times.

COSHH (Control of Substances Hazardous to Health) guidelines are available for all products and provide important information on safe usage and handling. These documents can be found on our website or by contacting our Group Technical Services team.

We strongly recommend that all relevant safety information is reviewed before beginning any installation or maintenance work.

Common to all driveway products

- To achieve a consistent colour blend, always mix blocks from a minimum of three different packs
- Blocks should be taken simultaneously from vertical columns, not horizontal layers, unless specified otherwise
- Marshalls Concrete block paving is produced across multiple manufacturing sites, so minor colour variations may occur between batches
- Jointing sand must be applied before initial compaction
- When using a vibrating plate, a rubber-faced mat should be used to prevent surface damage

Common to all walling products

- We recommend the use of copings and caps with all walling products
- Copings and caps help protect walls from the staining effects of rain for an extended period

Common to all face veneer walling products

- When a facing or veneer wall retains garden soil, planting, or aggregates behind it, a moisture membrane must be installed at the rear to prevent moisture draw-through
- Walls over 1.5m high require mechanical fixing
- Proper drainage solutions such as weepholes should be incorporated for walls retaining soil

Drivesys® Original Cobble

- Installation guidelines must be followed precisely to ensure product performance
- Drivesys may not be suitable for poor ground conditions, such as heavy clay. A soil test should be carried out to assess ground stability and permeability before installation
- If ground conditions are uncertain, we recommend contacting our Group Technical Services team for tailored advice prior to installation
- A solid edge restraint must be installed around the perimeter to retain the driveway
- Each Drivesys unit must be laid in full contact with adjoining blocks
- Radius installations are not recommended with the Drivesys system
- For driveways with an incline of 15° or more, or for installations requiring a bespoke design, please contact our Group Technical Services team

Surface and appearance notes

- Drivesys blocks are supplied with a protective transportation seal, which may be slightly slippery underfoot until it naturally weathers. As this seal weathers, blocks may appear lighter in colour
- Scratches may be visible in the seal after installation. These are cosmetic and temporary, fading as the seal weathers. However, care should be taken during installation to reduce surface marking

Jointing and maintenance

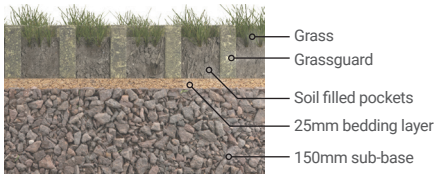
- Annual maintenance is recommended to preserve the appearance and performance of the system. Please refer to our Cleaning & Maintenance Guide for more details

Priora range

- Priora is a trademark of UNI-International Bausysteme GmbH
- Tegula is a trademark of SF Kooperation GmbH
- Each block features our unique, patented priora nib, allowing surface water to drain through the joints
- Due to the increased risk of flooding, the UK Government has introduced legislation requiring the environmental impact of hard landscaping (such as driveways) to be considered. For full guidance, visit www.communities.gov.uk

Grassguard

- Grassguard's open grid allows grass to grow through the blocks providing a green option for occasional parking
- Grass roots stabilise the system. Therefore this sub-base is to contain some humus type material (approx. 20%) to support root development and ensure a satisfactory rate of filtration in most circumstances
- The calculated sub-base will maintain growth during dry periods, although grass may brown
- A fine soil or loam with a peat mixture or proprietary compost should be poured in to approximately 30mm below the top surface of the slabs
- Seed with tough coarse rye grass which, as it grows, binds the slabs and base materials together to progressively improve structural strength and loadbearing



Maintenance

Paving materials require regular cleaning to maintain their appearance. We recommend regular sweeping to prevent the build-up of dirt to ensure the area looks good over time.

Light coloured blocks will naturally emphasise muddy footprints, general stains, such as tyre marks and oil spills on a driveway. As a result, these surfaces will typically require more frequent maintenance to keep their overall appearance.

Proprietary cleaning agents are widely available. However, care should be taken when buying cleaning agents as some varieties contain a concentration of acid, which can adversely affect the appearance of concrete and natural stone products.

A trial on a small section of paving is always recommended prior to using on the full area. For general cleaning of dirt and algae, vigorous brushing with a stiff yard broom with plenty of hot detergent solution (washing up liquid or non-bio washing powder), thoroughly rinsed with clean water should work well. Repeated treatment may be required for paved areas underneath trees or in areas of shade. In some cases, wet leaves can cause stains on paving if left too long, so we recommend regularly removing them.

Porcelain maintenance

Porcelain paving is highly regarded for its low water absorption characteristics and durability. However, like all externally laid paving products, it still requires a consistent cleaning and maintenance schedule to preserve its appearance and performance.

- After the initial installation, you may notice surface water accumulating at the edges of each paving unit. This is due to a phenomenon known as surface tension.
- Typically, grouting and cleaning the product is sufficient to break the surface tension. However, in some instances, additional cleaning may be needed to fully remove it.
- Clean the paving with warm, soapy water or a suitable porcelain cleaner, and a stiff yard brush to agitate the surface. Rinse thoroughly with clean water after cleaning.
- Ensure debris such as leaves are removed promptly by brushing the area on a regular basis.

Bollard maintenance

Regular maintenance helps ensure bollards remain safe, functional, and looking good. Using the correct cleaning methods will extend product life and prevent damage.

- For removing general dirt, use warm water and a mild detergent with a soft cloth. Oil and grease can be cleaned from our stainless steel bollards with a suitable solvent; however, this is unsuitable for our painted bollards, so please use a mild detergent instead.
- The locking mechanism should be maintained by regularly applying a light lubricant (e.g. Ambersil 40+ Multipurpose Protective Lubricant Spray).
- Locks should be inspected regularly to ensure smooth operation and security.

Advice on power-washing

High-pressure power-washing is generally not required for regular maintenance. However, if you do use a power-washer, make sure you follow recommended guidelines to avoid damaging the paving surface and joint detail. Further information and detailed care instructions can be found on our website.

Staining

Some common garden chemicals, such as Ferrous Sulphate, can cause staining on paving surfaces. Always refer to the manufacturer's instructions and warnings on the chemical container before use.

Act quickly if a spill occurs and immediately rinse the affected area with clean water to reduce the risk of permanent staining.

Further information and detailed care instructions can be found on our website.

Split pack service

Not every project requires a full pack of products, for example if you're adding a border or making final touches. Our split pack service allows stockists and installers to order smaller quantities for most of our product portfolio. A premium however, does apply, so adjusting to a full pack may be more cost-effective, especially if you are planning future extensions.

For further details, contact the Marshalls sales team or your local stockist.



Scan to
find out more



Marshalls Mono Limited, Eiland, West Yorkshire HX5 9HT

Tel 0333 220 2737 Email customersupport@marshalls.co.uk Website marshalls.co.uk/landscaping